



DISTRICT STATISTICAL HAND BOOK KARUR

2015



Deputy Director of Statistics,
Karur.



DISTRICT STATISTICAL HAND BOOK

KARUR

2015



Deputy Director of Statistics,
Karur.

Bus Body Building in Karur



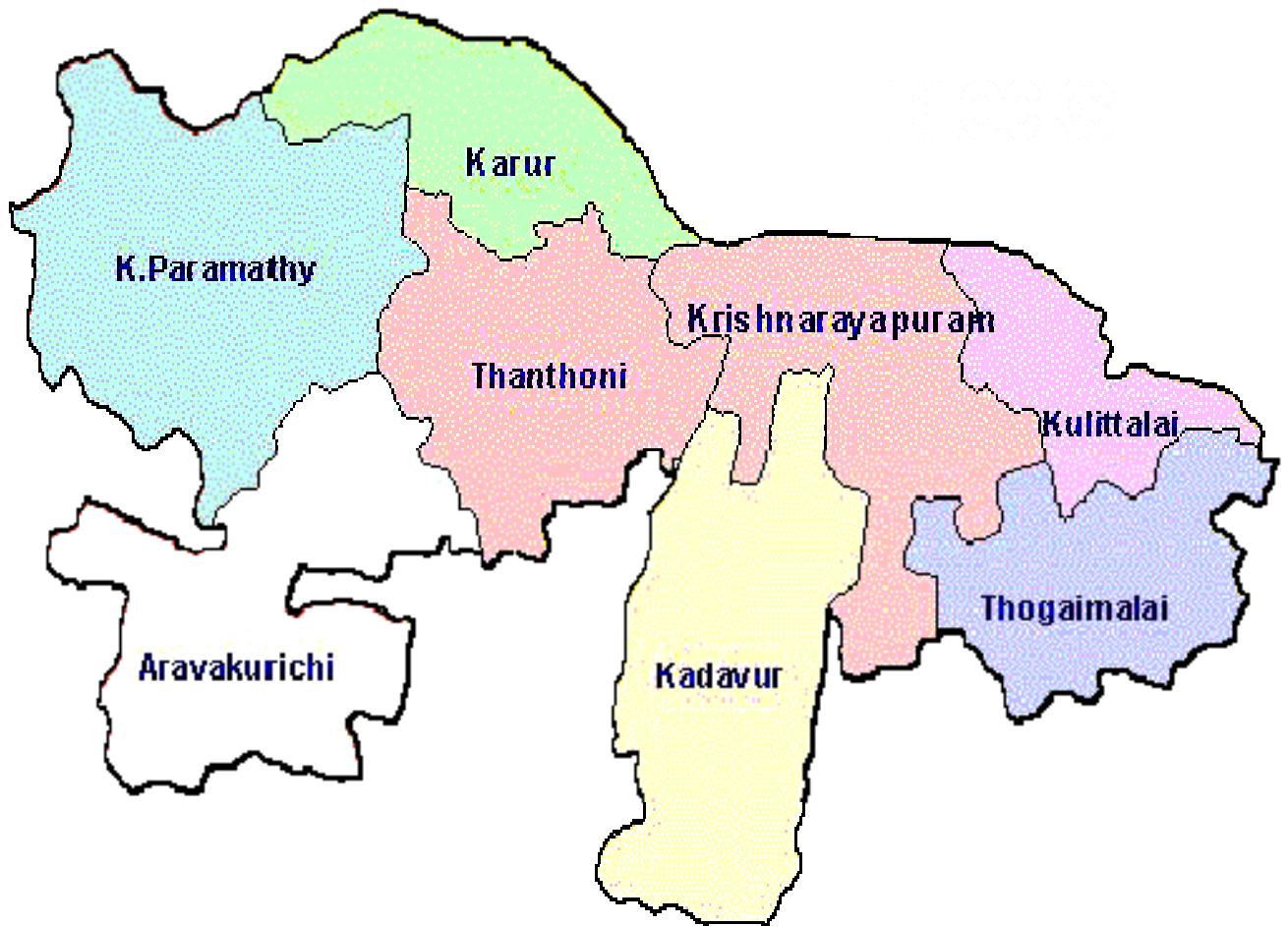
Weaving Preparatory works by a man



Tamil Nadu NewsPrint & Paper Ltd., Kagithapuram.



Karur District Blocks



PREFACE

The current issue of “**Statistical Hand Book of Karur District 2016 – 17**” provides latest Statistical data on various Socio-Economic aspects of Karur District. It contains Key Statistical Information relating to different sectors of Karur District. The Statistical Tables presented in this publication really serve as a useful appropriation for those who are interested in better understanding of the district. Data incorporated in this hand book were collected from various of State and Central Government departments, Public Sector Undertakings and Various Private Institutions.

This Hand Book will surely be helpful to have a glance of the District and to serve as a ready reference to Administrators, Planners, Economists, Academicians, Research Scholars, General Public and Social organizations with its wealth of information relating to Demography, Agriculture, Animal Husbandry, Co- Operation, Education, Industries etc.

I express my sincere gratitude to the District Collector who extended her support for the timely publication of this Hand Book. The co-operation extended by the various Departments in furnishing the data is gratefully acknowledged with thanks.

I also thanks extend to the staff of the District Statistical Unit who toiled hard in preparing this Hand Book.

I solicit positive suggestions and comments from the users of this issue for its further improvement .

Station : Karur
Date : 25.10.2017

Deputy Director of Statistics
Karur

SALIENT FEATURES

Historical Background about the District :

KARUR district was carved out from the erstwhile Thiruchirapalli district. It occupies a very significant place in the history and culture of the Tamils, with a record of achievements spanning over a period of 2000 years. Epigraphically, Numismatic, Archaeological and literary evidences have proved beyond doubt that Karur was the capital of the Chera Kings of the Sangam age around First century to Seventh century. The people of this region came into very close contact with ancient Romans and had regular commerce with them, which enriched the life style of the people of this region, and also enabled them to imbibe certain interesting features from the foreign trade partners.

The strategic location of Karur has been one of the reasons for its ready-rise through the centuries. The important roads and trade routes from the Pandya Capital Madurai and Chola Capital Thanjavur linked Karur with the Kongu Nadu (Coimbatore, Erode region) and connected the same to the west coast and to the trade ambassadors from the distant Roman and European countries. The merchants from Rome who came to the West coast soon made a bee line to Karur to expand their trade and commerce. Several hoards of silver and gold coins of August us Tiberious dated 37 A.D. and over 5000 coins of the later Roman period in copper and bronze had been located in and around between the 3rd and 5th century by way of trade and commerce.

Physical Features:

Karur District was created as per G.O.Ms.No.683, Revenue Department, dated 25th July 1996. It consists of four Taluks, Viz., Karur, Aravakurichi, Kulithalai and Krishnarayapuram. The district spreads over an area of 2895 sq Km stretching between 10°45' and 11°45' of North Latitude and 77°45' and 78°07' of East Longitude and with an altitude of 78 Metres above mean sea level. with a population of 1064493 as per 2011 census. Karur District is bounded by Tiruchirapalli district on the East, Namakkal on the North, Dindigul on the South and Erode on the West. It is an inland district without any coastal line. The River Amaravathy which flows from the Anamalai and Travancore hills traverse through the part of the district. The rivers Cavery ,Amaravathy and their tributaries and distributaries which ensure irrigation potentiality of the northern part of the district. The district falls under the agro-climate zone of the southern planteau and hills,with semi-arid and dry sub-humid climate. Red soil is predominant in this district.The normal rainfall works out to 655.0 mm. The major crops grown are Paddy, Jowar, Cumbu, Groundnut , Banana,Gingelly and Redgram.

Industrial Development:

Next to agriculture, textile and other industrial units performing for major economic activities in the district. Karur district has got enormous potential for industrial development. Three blocks viz Aravakurichi, Thogamalai and Kadavur in the Karur district have been categorized as the most Backward Blocks. The Small scale Industries Development Corporation of Tamilnadu has established an industrial estate in the Town, Where many HDPE monofilament yarn (Mosquito net) producing units have located. As many as 215 registered industrial units are functioning in Karur District, majority of which are textile, Mosquito net and engineering units. Recently Bus body building activity has occupied predominant position in the Industrial Sector. Nearly 150 Bus Body Building units are functioning in and around the town, which provides employment to nearly 5000 workers.

Tamil Nadu News Print and Papers Ltd., better known as TNPL the country's largest non-wood based paper maker was established in the early 80's at Pugalur near Karur. It is acknowledged as the world leader in the technology for manufacture of newsprint from bagasse which became operational from January 1996. The production of newsprint and paper have been raised from the earlier capacity 90000 tonnes to 180000 tonnes per annum subsequently.

The TNPL's plant is designed with an accent on the latest technology. It is the most Modern paper mill in the country with a unique bagasse handling and pulping system, multifuel boilers, mechanized finishing section and a sophisticated R & D center. The TNPL's 6.8 metre wide paper machine imported from the U.K. put into optimum use since 1985 producing quality news print and printing and writing paper. Apart from this, Chettinad Cement factory at Puliur and Sugar Factory at Pugalur also come under major Industries in the district.

PLACE OF WORSHIP:

The Kalyana Venkattaramasami temple at Thanthoni, about five KM from Karur is one of the most popular temples in the district. The shrine of the Lord is situated on a raised portion of a hillock. The temple is also known as Then (south) Tirupathi.

Karur town is one of the seven sacred sthalams(place) of Sivalayams and is well known for famous Pasupathieswarer Temple. The group of sculptures representing Pasupathiswaralingam as high as five feet, bathed by the milk oozing from the rudder of a cow and Rangamatha are noted for sculptural beauty.

The temple in Pugalur situated north west of Karur dedicated to Lord Subramania on a small hill at Velayuthanpalayam near Cauvery is famous for excellent sculpture. Sri Mariamman Temple is a famous one, which is situated in the heart of the city. It's celebration periodically during the month of May by all groups of people, irrespective of caste and creed, taking the 'Kumbum' from the temple to the Amaravathi river is the glorius one.

PLACE OF INTEREST:

The Government Museum established by the Tamil Nadu Archeological Department in 1983 in Jawahar Bazar in the heart of Karur town, has some of the best collections of archialogical, numismatic and epigraphical evidences to prove the horary post of the greatness of this town.

TRADE AND EXPORTS:

On the international textile map, Karur has become synonymous with handloom “made-ups” first as Tirupur in the hoisiery product. The weaving industry came to Karur from Kerala and has earned a reputation for its high quality handloom products today.Exports of handlooms from Karur began on a modest scale with just 15 exporters in 1975and today Karur has 100s of exporters. The handloom products being exported have been broadly classified under three heads – Kitchen, bathroom and bedroom furnituring items. Some of the handloom made-ups exported from Karur are Bedspreads, Towels,Floor rugs, Tea towels, Napkins, Aprons, Kitchen towels, Pot holders Plate mats, BathMats, Tea mats, Curtains, Pillow, Quill covers, Shower curtains etc., The products are exported to Europe, U.S.A., Japan, Canada, Australia, Singapore, South Korea, South Africa and the Scandinevian countries among others. The handloom industry in Karur generates nearly an annual turn over of Rs.1000 Crores with Rs.700 Crores of direct and indirect exports of textile goods.The development of export as a major trade has led to the enormous growth of other allied industries like handloom and powerloom weaving units, dyeing and bleaching units, tailoring, packaging units etc. The handloom and its allied industries provide direct and indirect employment to over a lakh of persons.

STATISTICAL TABLES
CONTENT

PAGE NO.

1. AREA AND POPULATION

| | | |
|-----|---|---|
| 1.1 | Area, Population, Literate, SCs and STs- Sex wise by Blocks and Municipalities. | 1 |
| 1.2 | Population by Broad Industrial categories of Workers. | 3 |
| 1.3 | Population by Religion | 3 |
| 1.4 | Population of the District-Decennial Growth | 4 |
| 1.5 | Population – Density & Sex ration | 4 |
| 1.6 | Salient features of 2001 Census – Block wise Details | 6 |

2. CLIMATE AND RAINFALL

| | | |
|-----|--|----|
| 2.1 | Temperature at Select Stations. | 7 |
| 2.2 | Monthly Rainfall Data – Station wise with maintaining Department particulars | 9 |
| 2.3 | Time Series Data of Rainfall by seasons. | 11 |

3. AGRICULTURE

| | | |
|-----|--|----|
| 3.1 | Soil Classification (with illustration by map) | 12 |
| 3.2 | Land Utilisation | 13 |
| 3.3 | Area and Production of Crops | 15 |
| 3.4 | Agricultural Machinery and Implements | 16 |
| 3.5 | Number and Area of Operational Holdings | 17 |
| 3.6 | Consumption of Chemical Fertilisers and Pesticides | 17 |
| 3.7 | Regulated Markets | 18 |

| | | |
|--|---|----|
| 3.8 | Crop Insurance Scheme | 19 |
| 3.9 | Sericulture | 19 |
| 4. <u>IRRIGATION</u> | | |
| 4.1 | Sources of Water Supply with Command Area – Block wise. | 20 |
| 4.2 | Actual Area Irrigated (Net and Gross) by sources. | 21 |
| 4.3 | Area Irrigated by Crops. | 22 |
| 4.4 | Details of Dams, Tanks, Wells and Bore wells. | 23 |
| 5. <u>ANIMAL HUSBANDRY</u> | | |
| 5.1 | Livestock Population | 24 |
| 5.2 | Veterinary Institutions and Animals treated – Block wise. | 25 |
| 5.3 | No. of Veterinary Hospitals | 25 |
| 5.4 | Diary Development | 26 |
| 5.5 | Poultry Development | 26 |
| 5.6 | Fisheries Development and Production | 27 |
| 6. <u>BANKING AND INSURANCE</u> | | |
| 6.1 | No. of Commercial Banks | 27 |
| 6.2 | Insurance Schemes | 28 |
| 7. <u>CO-OPERATION</u> | | |
| 7.1 | Co-operative Societies | 28 |
| 8. <u>CIVIL SUPPLIES</u> | | |

| | | |
|-----|---|----|
| 8.1 | No. of Fair Price Shops | 29 |
| 8.2 | Quantum of Essential Commodities distributed and their retail price | 29 |
| 8.3 | No. of Ration Cards (Rural and Urban) | 30 |
| 8.4 | Quantity supplied | 30 |
| 8.5 | No. of LPG Connections | 30 |
| 8.6 | No. of Persons waiting for LPG connection. | 31 |

9. COMMUNICATION

| | | |
|-----|--|----|
| 9.1 | Post-Offices doing postal business only | 31 |
| 9.2 | Post-Offices doing Post and Telegraphic Business | 32 |
| 9.3 | Telegraph Offices | 32 |
| 9.4 | No. of Telephone Exchanges, Capacity and No in Use | 33 |
| 9.5 | No. of PCOs attached to each exchange | 33 |
| 9.6 | No. of Persons waiting for Phone Connection. | 35 |

10. ELECTRICITY

| | | |
|------|---|----|
| 10.1 | No. of Power Stations | 36 |
| 10.2 | Quantum of Power purchased | 36 |
| 10.3 | Power Consumption Sector wise | 37 |
| 10.4 | Peak Demand and Energy Output | 37 |
| 10.5 | Revenue from Electric Schemes and Cost per Unit | 37 |
| 10.6 | Transmission and Distribution of Electricity | 38 |
| 10.7 | Capacity of Transformers | 38 |

| | | |
|------|---|----|
| 10.8 | Rural Electrification | 39 |
| 10.9 | Name and Address of fault report offices. | 39 |

11. EDUCATION

| | | |
|-------|---|----|
| 11.1 | Universities, Students and Teachers and Courses offered | 40 |
| 11.2 | Colleges for General Education, Students and Teachers | 40 |
| 11.3 | College for Professional Education, Students and Teachers | 41 |
| 11.4 | Colleges for Special Education, Students and Teachers | 42 |
| 11.5 | Schools for General Education, Students and Teachers | 42 |
| 11.6 | Schools for Professional Education, Students and Teachers | 42 |
| 11.7 | Schools for Special Education, Students and Teachers | 43 |
| 11.8 | Institutions for Other Professional Education, Students and Teachers | 43 |
| 11.9 | Computer Training Centers | 43 |
| 11.10 | Hospitals and Inmates by Community | 44 |
| 11.11 | Scholarships to Students by Community | 44 |

12. FISHERIES

| | | |
|------|---|----|
| 12.1 | Fisheries Development | 45 |
| 12.2 | Estimated M F Production/Inland Fish Production | 45 |
| 12.3 | No. of Families engaged in Fishing | 46 |

13. HANDLOOM

| | | |
|------|---|----|
| 13.1 | No. of Focal Centers with Location details | 46 |
| 13.2 | No. of Societies and Variety wise Production | 47 |
| 13.3 | No. of Power Looms and No. of Employees working | 47 |
| 13.4 | No. of Families engaged | 47 |

14 KHADI & VILLAGE INDUSTRIES

| | | |
|------|---|----|
| 14.1 | Name and Addresses of Khadi centres | 48 |
| 14.2 | Articles available in the Khadi centres | 48 |
| 14.3 | Value of Articles produced and Value of Articles sold | 48 |

15. HEALTH AND FAMILY WELFARE

| | | |
|------|---|----|
| 15.1 | Hospitals, Dispensaries, Bed Strength, Doctors and Nurses | 49 |
| 15.2 | No. of Allied Pathological Units available | 50 |
| 15.3 | Disease wise patients treated | 50 |
| 15.4 | Distribution of Medical Personnel | 50 |
| 15.5 | Progress of Family Welfare Programme | 50 |

16. HOUSING

| | | |
|------|--|----|
| 16.1 | Plans sanctioned, Building completed under Private Sector | 51 |
| 16.2 | Plans sanctioned, Building completed under Public Sector | 52 |
| 16.3 | Amount invested in Housing and Building activity under Public Sector | 53 |
| 16.4 | Construction activity of Tamil Nadu Housing Board | 54 |

| | | |
|------|--|----|
| 16.5 | Construction activity of Tamil Nadu Slum Clearance Board | 54 |
| 16.6 | Index No. of Building Construction cost in Urban centers | 55 |
| 16.7 | Labour charges of Construction Workers. | 55 |

17. INDUSTRIES

| | | |
|------|--|---------|
| 17.1 | Results of ASI | 55 |
| 17.2 | Estimates of Value of Output and Value Added by Manufacture by Industries Based on ASI | 55 |
| 17.3 | Industrial Production | 56 |
| 17.4 | Production and Value of Major Minerals in the District | 56 |
| 17.5 | Production of Handloom Cloth | 56 |
| 17.6 | Small Scale Industries | 57 , 58 |
| 17.7 | Khadi and Village Industries | 59 |
| 17.8 | No. of Photocopy (Xerox) centers | 59 |

18. FACTORIES

| | | |
|------|---|----|
| 18.1 | Registered and Working Factories | 60 |
| 18.2 | Employment in Working Factories | 60 |
| 18.3 | Trade Unions, Industrial Disputes by Strikes, Lockout and Gheraos | 61 |

19. LOCAL BODIES

| | | |
|---|--|----|
| 19.1 | Municipal Bodies Area and Population by Grades | 61 |
| 19.2 | Municipal Bodies by Taluks | 62 |
| 19.3 | Panchayat Union, Village/Town Panchayats | 62 |
| 19.4 | Revenue Divisions, Taluks, Firkas and Revenue Villages | 62 |
| 19.5 | Tax Collected by Corporation / Municipality / Panchayat Union/ Town Panchayat / Village Panchayat | 63 |
| 20. <u>LABOUR AND EMPLOYMENT</u> | | |
| 20.1 | No. of Persons registered during the year and Total No. of Persons waiting up to the end of the year as per Live Register | 63 |
| 20.2 | No. of Placement during and up to the end of the year. | 63 |
| 21. <u>LEGAL SERVICE</u> | | |
| 21.1 | Judicial Divisions and Original Jurisdiction | 64 |
| 21.2 | Results of Civil and Criminal cases in the Court of Original Jurisdiction, Civil Suits Regular. | 64 |
| 21.3 | Nature of free Legals available and no.of beneficiaries roof cases disposed of in Lok Adalat during the year | 65 |
| 21.4 | No. of Advocates practicing in Courts | 65 |
| 22. <u>LIBRARIES</u> | | |
| 22.1 | List of Head and Branch Libraries in the district with details of Members, Books available and Readers | 66 |
| 22.2 | No. of Libraries houses in Government Building / Rental Building | 66 |
| 22.3 | No. of Reading Rooms | 66 |

23. MINING AND QUARRYING

| | | |
|------|---|----|
| 23.1 | No. of Mining and Quarrying units in the district | 67 |
| 23.2 | Classification-wise production during the year | 67 |

24. MANUFACTURING SECTOR

| | | |
|------|--|----|
| 24.1 | No. of Food and other allied manufacturing units in the district | 68 |
| 24.2 | No. of Non-Food manufacturing units in the district | 69 |

25. MEDICAL SERVICES

| | | |
|------|--|----|
| 25.1 | No. of Medical Colleges in the district with Students and Teachers | 70 |
| 25.2 | No. of College of Pharmacy with Students and Teachers | 70 |
| 25.3 | No. of Medical Stores in the district - Category-wise | 71 |
| 25.4 | No. of Veterinary Colleges with Students and Teachers | 71 |

26. MOTOR VEHICLES

| | | |
|------|---|----|
| 26.1 | No. of Motor Vehicles (Category-wise) Registered during the year and up to the end of the year | 71 |
| 26.2 | No. of Motor Vehicles (Category-wise) available for hire purpose during and up to the end of the year | 72 |
| 26.3 | No. of Persons issued with Driving Licenses | 73 |

27. NON-CONVENTIONAL ENERGY GENERATION

| | | |
|------|---|----|
| 27.1 | No. of solar energy generating units in the district with production area | 73 |
| 27.2 | No. of Wind Mills Generating units with production data | 73 |

28. POLICE AND PRISONS

| | | |
|------|--|----|
| 28.1 | Police Force | 74 |
| 28.2 | Cognisable Offences under Indian Penal Code | 75 |
| 28.3 | Prisons and Convicts | 76 |
| 28.4 | No. of Cases Registered under PCR | 77 |
| 28.5 | No. of Cases Registered against Woman Harassment and Dowry | 77 |

29. PUBLIC HEALTH

| | | |
|------|---|----|
| 29.1 | Public Health and Medical Services rendered by Organisations and Individual | 78 |
| 29.2 | No. of Primary Health Centers with Sub-centers | 78 |

30. PRINTING AND PUBLICATION

| | | |
|------|--|----|
| 30.1 | No. of News papers, Weekly Magazines, Monthly Magazines, etc., Published | 79 |
| 30.2 | No. of Publishers in the district other than News papers and Magazines | 79 |
| 30.3 | No. of Printing ;presses in the district | 80 |

31. PRICE INDICES

| | | |
|------|---|-------|
| 31.1 | Index Numbers of Wholesale Prices | 81 |
| 31.2 | Consumer Price Index Numbers for Industrial Workers | 82-83 |
| 31.3 | Consumer Price Index Numbers for Selected essential items in Rural Tamil Nadu & Wholesale price index price of Tamil Nadu | 84-85 |
| 31.4 | Consumer Price Index Numbers for Industrial Workers | 86 |
| 31.5 | Consumer Price Index Numbers for selected essential items in Rural Tamil Nadu | 87 |
| 31.6 | Consumer Price Index Numbers for selected essential items in Urban Tamil Nadu | 88 |
| 31.7 | All India Consumer Price Index for Industrial Workers | 89 |

32. QUALITY CONTROL

| | | |
|------|--|----|
| 32.1 | List of Industrial / Establishment Units having Quality Control Facilities and the products subjected to Quality Control | 90 |
|------|--|----|

33. REGISTRATION

| | | |
|------|--|----|
| 33.1 | No. of Registration Offices in the district | 90 |
| 33.2 | Registration and Aggregate Value of properties transferred during the year | 91 |

34. REPAIR AND SERVICES

| | | |
|------|---|----|
| 34.1 | Authorised Automobiles Repair and Service Stations | 91 |
| 34.2 | Authorised Electrical and Electronic goods Repair and Service Units | 91 |

35. RESTAURANTS AND HOTELS

| | | |
|------|---|----|
| 35.1 | Restaurants, Cafes and Other Eating and Drinking Places | 92 |
| 35.2 | Details of Hotels | 92 |

36. RECREATION AND CULTURAL SERVICES

| | | |
|------|---|----|
| 36.1 | List of Cinema Theatres and their capacities | 93 |
| 36.2 | List of Clubs and Associations | 93 |
| 36.3 | List of Motion Picture Distributors and Projection Services | 94 |

37. SOCIAL WELFARE

| | | |
|------|--|----|
| 37.1 | Puratchi Thalaivar MGR Nutritious Meals Programme Centers | 94 |
| 37.2 | No. of Beneficiaries under Puratchi Thalaivar MGR Nutritious Meals Programme | 94 |
| 37.3 | No. of Beneficiaries under the free supply of Text Books and Uniforms | 95 |
| 37.4 | No. of Beneficiaries under Old Age Pension Scheme | 95 |
| 37.5 | Free Houses and House sites distributed to community | 96 |

38. SANITARY SERVICES

| | | |
|------|--|----|
| 38.1 | No. of Sanitary Workers engaged in Sanitation, Garbage and Sewage disposal and other particulars | 97 |
| 38.2 | No. of Vehicles engaged in the sanitary services | 97 |

39. SCIENTIFIC AND RESEARCH SERVICES

| | | |
|------|--|----|
| 39.1 | Institutions and Laboratories engaged in Research Work | 98 |
|------|--|----|

40. STORAGE FACILITIES

| | | |
|------|---|----|
| 40.1 | List of Agricultural and Non-Agricultural Storage Godowns | 98 |
| 40.2 | List of Cold Storage Godowns | 98 |

41. TEXTILES

| | | |
|------|--|----|
| 41.1 | No. of Ginning, Spinning and Weaving Mills in the district | 99 |
| 41.2 | Quantum of Production during the year | 99 |

42. TRADE AND COMMERCE

| | | |
|------|--|-----|
| 42.1 | No. of Major and Minor Trade and Commercial Estate in the district | 100 |
|------|--|-----|

43. TRANSPORT

| | | |
|------|---|-----|
| 43.1 | Length of Roads | 101 |
| 43.2 | Road Accidents | 102 |
| 43.3 | Transport Corporations | 102 |
| 43.4 | Transport Select indicators of overall performance of State Transport Corporation | 103 |
| 43.5 | Railway Lines and Stations | 103 |
| 43.6 | Port Development | 104 |
| 43.7 | Airports | 105 |
| 43.8 | Private Transport Operations | 106 |

44. TOURISM

| | | |
|------|--------------------------------|-----|
| 44.1 | Places of Tourist Attraction | 107 |
| 44.2 | List of Places of Worship | 107 |
| 44.3 | List of Hotels and Restaurants | 108 |

| | | |
|---|--|-----|
| 44.4 | List of Travel Agents | 108 |
| 44.5 | Train and Air Service Timings | 109 |
| 45. <u>VITAL STATISTICS</u> | | |
| 45.1 | Births and Deaths registered in the district | 110 |
| 45.2 | Birth , Death and Infant Mortality rates in the district | 110 |
| 45.3 | Death by Causes | 110 |
| 46. <u>VOLUNTARY SERVICES</u> | | |
| 46.1 | List of Voluntary Services available in the district for the development of Rural and Urban Population | 111 |
| 47. <u>WATER WORK AND SUPPLY</u> | | |
| 47.1 | No. of Water Work Schemes Operated in the district | 112 |
| 47.2 | No. of Workers engaged in the Water Works and Supply | 113 |
| 47.3 | No. of House connections, fountains | 113 |

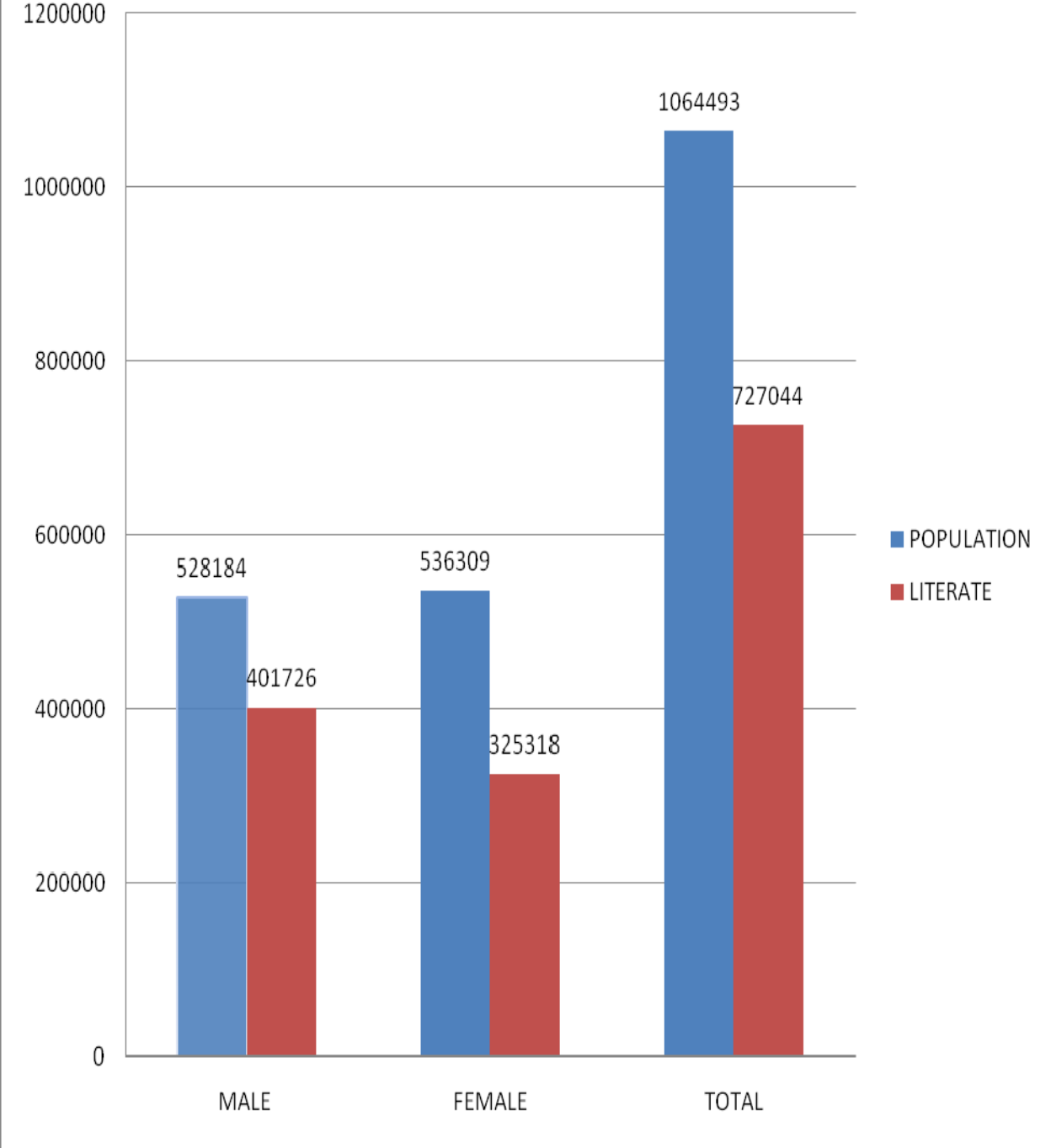
1. AREA AND POPULATION

1.1 AREA, POPULATION, LITERATES, SC, ST, – SEX WISE BY BLOCKS AND MUNICIPALITIES

| Sl. No | Name of the Blocks / Municipalities | Area (sq.km) | Population | | | Literates | | | Scheduled Castes | | | Scheduled Tribes | | |
|----------------|-------------------------------------|--------------|------------|--------|--------|-----------|--------|--------|------------------|--------|--------|------------------|------|--------|
| | | | Persons | Male | Female | Persons | Male | Female | Persons | Male | Female | Persons | Male | Female |
| (1) | (2) | (3) | (4) | (5) | (6) | (7) | (8) | (9) | (10) | (11) | (12) | (13) | (14) | (15) |
| 1. | Karur | 243.4 | 256579 | 126793 | 129786 | 193509 | 104105 | 89404 | 41235 | 20161 | 21074 | 132 | 66 | 66 |
| 2 | Thanthoni | 363.1 | 188810 | 94485 | 94325 | 135510 | 74665 | 60845 | 40680 | 20134 | 20546 | 159 | 86 | 73 |
| 3. | Aravakurichi | 436.9 | 101053 | 49844 | 51209 | 71649 | 39088 | 32561 | 18324 | 9137 | 9187 | 12 | 4 | 8 |
| 4. | K. Paramathi | 539.3 | 82268 | 40825 | 41443 | 53384 | 30733 | 22651 | 21805 | 10854 | 10951 | 23 | 15 | 8 |
| 5. | Kulithalai | 189.0 | 136212 | 66991 | 69221 | 93760 | 50924 | 42836 | 33624 | 16230 | 17394 | 132 | 70 | 62 |
| 6. | Thogamalai | 301.8 | 70519 | 35038 | 35481 | 41455 | 23512 | 17943 | 14721 | 7191 | 7530 | 8 | 4 | 4 |
| 7. | Kadavur | 427.1 | 109839 | 54793 | 55046 | 62229 | 35942 | 26287 | 20463 | 10156 | 10307 | 45 | 21 | 24 |
| 8. | K.R.Puram | 395.0 | 119213 | 59415 | 59798 | 75548 | 42757 | 32791 | 30533 | 14946 | 15587 | 64 | 31 | 33 |
| District Total | | 2895.6 | 1064493 | 528184 | 536309 | 727044 | 401726 | 325318 | 221385 | 108809 | 112576 | 575 | 297 | 278 |

Source: Census of India 2011

POPULATION - LITERATE



1.2. POPULATION BY BROAD INDUSTRIAL CATEGORIES OF WORKERS

| Sl. No (1) | Industrial Category (2) | 2001 | | 2011 | |
|---------------|--|----------------|---------------------------|----------------|---------------------------|
| | | Persons (3) | % to total workers (4) | Persons (5) | % to total workers (6) |
| 1. | Total Main Workers | 445450 | 90% | 508507 | 94% |
| | a) Cultivators | 100875 | 20% | 83800 | 15% |
| | b) Agricultural Labours | 152993 | 31% | 182639 | 34% |
| | c) Household Industry Manufacturing, Processing, Servicing and Repairs | 18228 | 4% | 10162 | 2% |
| | d) Other Workers | 173354 | 35% | 231906 | 43% |
| 2 | Marginal Workers | 51014 | 10% | 34791 | 6% |
| | Total Workers | 496464 | 100% | 543298 | 100% |
| | Non Workers | 439222 | - | 521195 | - |
| | Total Population | 935686 | - | 1064493 | - |

Source: Census of India 2001 & 2011

1.3 POPULATION BY RELIGION

| Sl. No. (1) | Religion (2) | Persons in District (3) | Persons in Tamil Nadu (4) | Percentage (%) | |
|----------------|-------------------------|----------------------------|------------------------------|------------------|-----------------------|
| | | | | Tamilnadu (5) | Karur District (6) |
| 1 | Hindu | 993666 | 63188168 | 87.58 | 93.35 |
| 2 | Muslim | 53292 | 4229479 | 5.86 | 5.01 |
| 3 | Christian | 16483 | 4418331 | 6.12 | 1.54 |
| 4 | Sikh | 115 | 14601 | 0.02 | 0.01 |
| 5 | Buddhist | 29 | 11186 | 0.01 | 0.00 |
| 6 | Jain | 7 | 89265 | 0.13 | 0.00 |
| 7 | Other Religions | 79 | 7414 | 0.01 | 0.01 |
| 8 | Religions not stated | 822 | 188586 | 0.27 | 0.08 |
| | Total Population | 1064493 | 72147030 | 100.00 | 100.00 |

Source: Census of India 2001

1.4 POPULATION OF THE DISTRICT DECENNIAL GROWTH

| Period (1) | Region (2) | Population (3) | Percentage (4) |
|---------------|---------------|-------------------|-------------------|
| 2001 | Total | 935686 | 100% |
| | Rural | 624430 | 66.73% |
| | Urban | 311256 | 33.27% |
| 2011 | Total | 1064493 | 100% |
| | Rural | 629976 | 59.18% |
| | Urban | 434517 | 40.82% |

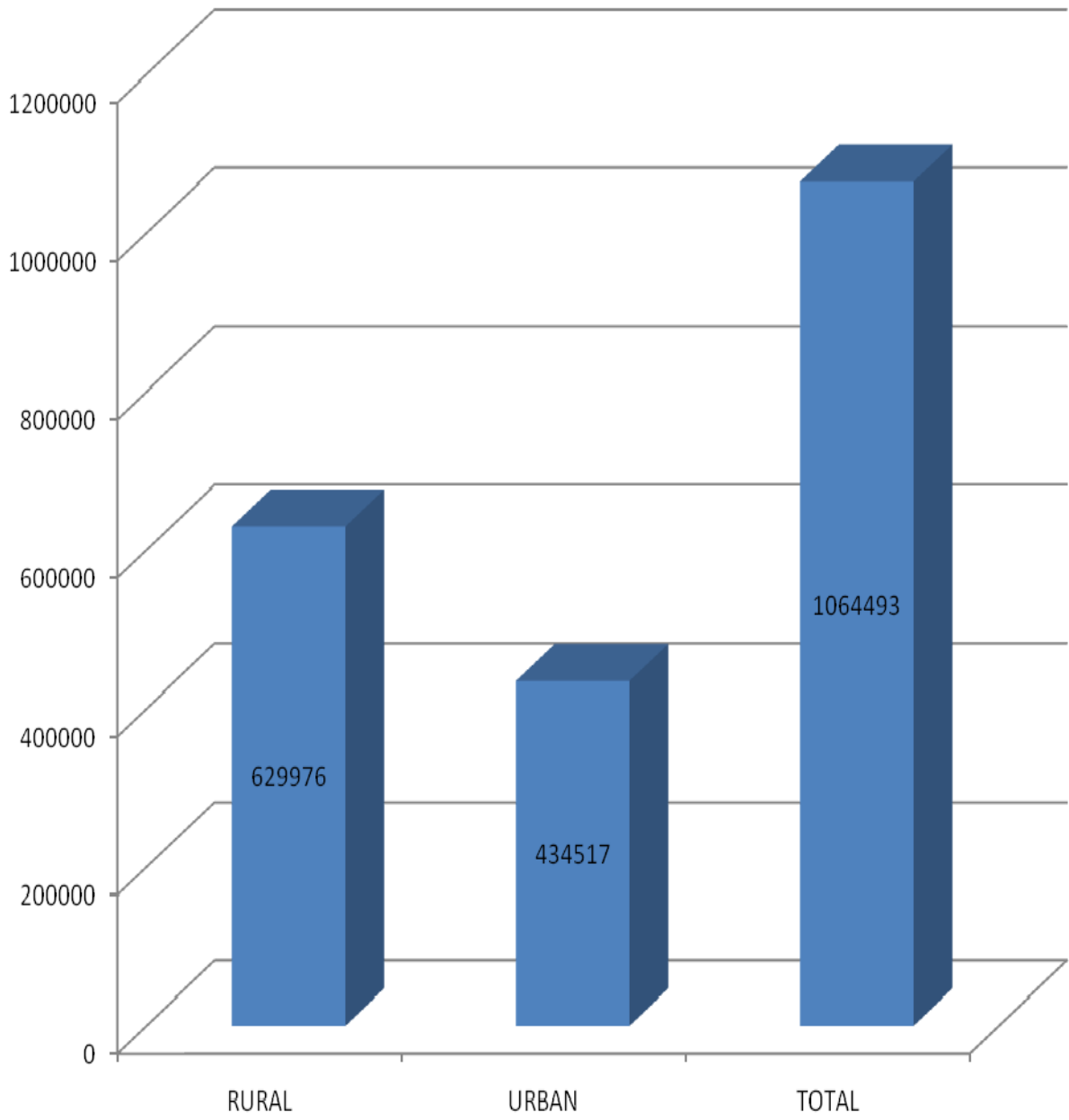
Source: Census of India 2001 & 2011

1.5 Population – Density & Sex ratio

| Population Density Per Sq.Km | | | Sex Ratio | | | Percentage of Decennial Growth Rate | | |
|---------------------------------|------|------|-----------|------|------|--|---------------|---------------|
| 1991 | 2001 | 2011 | 1991 | 2001 | 2011 | 1981- 1991 | 1991- 2001 | 2001- 2011 |
| 284 | 323 | 371 | 999 | 1010 | 1015 | 12.87 | 9.32 | 15.06 |

Source: Census of India 2001 & Population 2011 Provisional

REGION-WISE POPULATION



1.6 SALIENT FEATURES OF 2001 CENSUS – BLOCK WISE DETAILS

| Sl. No. | Name of the Block / Municipality | Density per Sq.Km. | Females per 1000 males | Literacy rate among | | S.C. Population in % | S.T. Population in % |
|---------|----------------------------------|--------------------|------------------------|---------------------|--------|----------------------|----------------------|
| | | | | Male (%) | Female | | |
| 1. | Karur | 1054 | 1023 | 82 | 68 | 16 | 0.05 |
| 2. | Thonthoni | 519 | 998 | 79 | 64 | 21 | 0.08 |
| 3. | Aravakurichi | 231 | 1027 | 78 | 69 | 18 | 0.01 |
| 4. | K. Paramathi | 152 | 1015 | 75 | 54 | 26 | 0.02 |
| 5. | Kulithalai | 720 | 1033 | 76 | 61 | 24 | 0.09 |
| 6. | Thogamalai | 233 | 1012 | 67 | 50 | 20 | 0.01 |
| 7. | Krishnarayapuram | 301 | 1006 | 71 | 54 | 25 | 0.05 |
| 8. | Kadavur | 257 | 1004 | 65 | 48 | 18 | 0.04 |

Source: Census of India 2001

2. CLIMATE AND RAINFALL

2.1. TEMPERATURE AT SELECT STATIONS

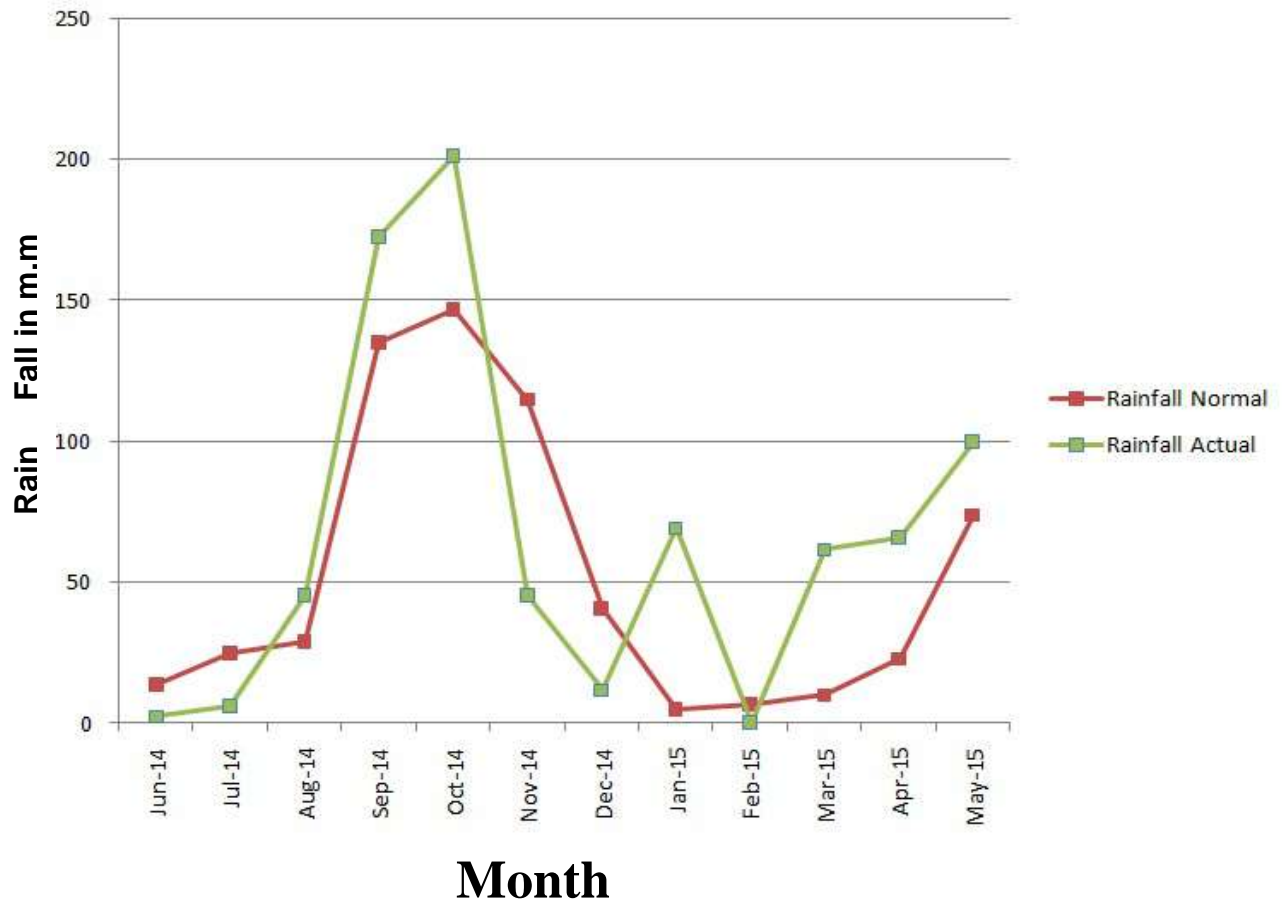
Name of the Station: K.Paramathi (Celsius)

Year: 2014-15

| Months | RECORDING STATION | | | | | | | | | |
|----------|------------------------------------|--------|---------|--------|--------|--------|----------|--------|--------------------|--------|
| | TEMPERATURE (in Degree Centigrade) | | | | | | | | Rainfall (in m.m.) | |
| | Maximum | | Minimum | | Mean | | Humidity | | Normal | Actual |
| | Normal | Actual | Normal | Actual | Normal | Actual | Normal | Actual | | |
| Jun 2014 | 33.50 | 37.00 | 24.70 | 27.19 | 29.00 | 31.40 | -- | 58.35 | 14.00 | 2.20 |
| Jul 2014 | 32.50 | 35.65 | 24.00 | 26.23 | 28.10 | 30.28 | -- | 61.95 | 25.00 | 6.00 |
| Aug 2014 | 32.50 | 35.36 | 23.70 | 25.33 | 28.10 | 30.28 | -- | 65.80 | 29.00 | 45.20 |
| Sep 2014 | 33.10 | 35.42 | 23.70 | 25.46 | 28.40 | 29.81 | -- | 61.62 | 135.00 | 172.40 |
| Oct 2014 | 31.30 | 33.13 | 23.00 | 24.51 | 27.20 | 28.27 | -- | 75.13 | 147.00 | 201.20 |
| Nov 2014 | 29.60 | 30.73 | 21.50 | 22.51 | 25.60 | 26.13 | -- | 74.98 | 115.00 | 45.20 |
| Dec 2014 | 29.40 | 30.28 | 19.70 | 21.77 | 24.60 | 25.39 | -- | 73.08 | 41.00 | 11.60 |
| Jan 2015 | 30.50 | 31.16 | 18.70 | 20.50 | 24.60 | 25.17 | -- | 69.45 | 5.00 | 69.00 |
| Feb 2015 | 33.40 | 33.05 | 20.30 | 19.13 | 26.70 | 26.09 | -- | 81.32 | 7.00 | 0.00 |
| Mar 2015 | 36.20 | 35.76 | 22.60 | 23.63 | 29.40 | 29.06 | -- | 64.18 | 10.00 | 61.40 |
| Apr 2015 | 37.20 | 36.87 | 25.00 | 24.83 | 31.10 | 30.23 | -- | 64.83 | 23.00 | 65.80 |
| May 2015 | 36.30 | 35.81 | 25.20 | 24.79 | 30.80 | 29.88 | -- | 74.29 | 74.00 | 99.70 |

Source: J.E. Groundwater Sub-Division, P.W.D. Tiruchy

Rainfall – 2014-15



**2.2 MONTHLY RAINFALL DATA – STATION WISE WITH MAINTAINING
DEPARTMENT PARTICULARS**

(Actual Rainfall in m.m)

Year: 2014-15

| Period | South west Monsoon | Karur | Aravakurichi | K.Paramathy | Anai palyam | Kuli thalai | Thogamalai | Kada vur | Pala viduthi | Mayanur | Panchapatti |
|----------|--------------------|-------|--------------|-------------|-------------|-------------|------------|----------|--------------|---------|-------------|
| Jun 2014 | | 23 | 1.2 | - | - | 14.4 | 33.6 | 23.2 | 22.6 | 26 | 44.4 |
| Jul 2014 | | - | - | - | - | 6 | - | - | - | 3.2 | 17 |
| Aug 2014 | | 81 | 21.7 | 32.2 | 73.2 | 17.9 | 32.3 | 35.2 | 96.7 | 172.6 | 131 |
| Sep 2014 | | 43 | 25.2 | 160.4 | 115.8 | 39.3 | 79.9 | 92.9 | 78.8 | 18.4 | 4.0 |
| Oct 2014 | North East Monsoon | 205 | 321.6 | 226 | 385.3 | 88.8 | 130.1 | 234.8 | 275.1 | 155.4 | 250.8 |
| Nov 2014 | | 36.1 | 66 | 42.8 | 66.2 | 53.4 | 31.8 | 55.1 | 78 | 49 | 20.4 |
| Dec 2014 | | 15 | 13.6 | 14 | 8 | 14.9 | 10 | 35.4 | 35.7 | 25.2 | 28.6 |
| Jan 2015 | Winter season | - | 10.2 | 69.6 | 95 | 2 | 7 | 3 | 15.5 | 29 | 7.4 |
| Feb 2015 | | - | - | - | - | - | - | - | - | - | - |
| Mar 2015 | Hot weather period | - | 5 | 47.4 | 15.2 | - | 3 | - | - | - | - |
| Apr 2015 | | 92 | 114 | 65 | 141.2 | 90.9 | 68.3 | 90 | 220.4 | 107.6 | 214.4 |
| May 2015 | | 87.6 | 169.8 | 70.6 | 131.2 | 88.8 | 148 | 107.6 | 152.8 | 102.2 | 75.2 |

Source: PWD, Met.Dept. and Rev. Dept.

2.2 MONTHLY RAINFALL DATA – SEASON WISE PARTICULARS
(Actual Rainfall in m.m)

Year: 2014-15

| Period | Actual | Normal | % Deviation |
|---------------------------|--------------|--------------|--------------|
| June- 2014 | 20.7 | 19.8 | 4.5 |
| July-2014 | 3.7 | 35.7 | -89.6 |
| August - 2014 | 67.1 | 51.8 | 29.5 |
| September- 2014 | 64.5 | 106.3 | -39.3 |
| SOUTH-WEST MONSOON | 156 | 213.6 | -27.0 |
| October - 2014 | 196.2 | 144.6 | 35.7 |
| November - 2014 | 43.8 | 119.1 | -63.2 |
| December-2014 | 18.8 | 51 | -63.1 |
| NORTH-EAST MONSOON | 258.8 | 314.7 | -17.8 |
| January- 2015 | 18.2 | 9.7 | 87.6 |
| February- 2015 | 0 | 7.8 | -100.0 |
| WINTER SEASON | 18.2 | 17.5 | 4.0 |
| March - 2015 | 9.4 | 10.4 | -9.6 |
| April - 2015 | 104.9 | 38 | 176.1 |
| May - 2015 | 106.3 | 60.8 | 74.8 |
| HOT SEASON | 220.6 | 109.2 | 102.0 |
| WHOLE YEAR | 653.6 | 655 | -0.2 |

Source : Department of Economics and Statistics, Chennai.

2.3 TIME SERIES DATA OF RAINFALL BY SEASONS (LAST 10 YEARS)

Year:2014-15

| Sl. No | Year | South West Monsoon | | North East Monsoon | | Winter Season | | Hot Weather Season | | Total | | % Deviation (+ or - or =) from Normal |
|--------|-----------|--------------------|---------|--------------------|---------|---------------|--------|--------------------|--------|--------|---------|---------------------------------------|
| | | Normal | Actual | Normal | Actual | Normal | Actual | Normal | Actual | Normal | Actual | |
| 1 | 1999-2000 | 189.8 | 90.2 | 317.9 | 525.8 | 24.2 | 4.5 | 122.6 | 53.4 | 654.5 | 673.9 | +2.96 |
| 2. | 2000-01 | 0 | 180.2 | 0 | 218.5 | 0 | 1.0 | 0 | 129.1 | 867.8 | 528.8 | -39.1 |
| 3. | 2001-02 | 192.0 | 62.6 | 317.9 | 194.3 | 24.0 | 1.0 | 107.0 | 54.8 | 640.9 | 312.7 | -51.2 |
| 4. | 2002-03 | 209.5 | 110.6 | 141.8 | 330.1 | 24.7 | 0 | 105.7 | 90.7 | 681.7 | 531.4 | -22.0 |
| 5. | 2003-04 | 249.7 | 61.5 | 365.4 | 358 | 24.0 | 0 | 103.1 | 229.6 | 742.2 | 649.1 | -12.5 |
| 6. | 2004-05 | 249.7 | 310.3 | 365.4 | 279.3 | 24.0 | 0.7 | 103.1 | 223.7 | 742.2 | 814.0 | +9.7 |
| 7. | 2005-06 | 249.7 | 164.3 | 365.4 | 714.2 | 24.0 | 5.8 | 103.1 | 101.4 | 742.2 | 985.7 | 32.8 |
| 8. | 2006-07 | 249.7 | 1810.9 | 365.4 | 3020.7 | 24.0 | 10.6 | 103.1 | 907.0 | 742.2 | 5749.2 | +5007 |
| 9. | 2007-08 | 249.7 | 164.3 | 365.4 | 714.2 | 24.0 | 5.8 | 103.1 | 101.4 | 742.2 | 985.7 | 32.8 |
| 10. | 2008-09 | 249.7 | 1957.04 | 365.4 | 4341.44 | 24.0 | 16.8 | 103.1 | 210.2 | 742.2 | 6525.48 | +5783.28 |
| 11. | 2009-10 | 249.7 | 166.6 | 365.4 | 343.4 | 24.0 | 1.4 | 101.3 | 125.4 | 740.4 | 637.1 | -14 |
| 12 | 2010-11 | 223.4 | 230.9 | 310.5 | 479.6 | 17.5 | 3.0 | 109.2 | 140.2 | 660.6 | 853.7 | 29.2 |
| 13 | 2011-12 | 213.6 | 154.4 | 314.7 | 466.0 | 17.5 | 2.5 | 109.2 | 152.6 | 655.0 | 775.5 | 18.4 |
| 14 | 2012-13 | 213.6 | 90.2 | 314.7 | 239.8 | 17.5 | 16.3 | 109.2 | 59.1 | 655.0 | 405.4 | -38.1 |
| 15 | 2013-14 | 213.6 | 164.7 | 314.7 | 220.6 | 17.5 | 0.4 | 109.2 | 96.1 | 655.0 | 481.8 | -26.4 |
| 15 | 2014-15 | 213.6 | 156 | 314.7 | 258.8 | 17.5 | 18.2 | 109.2 | 220.6 | 655 | 653.6 | -26.4 |

Source: Department of Economics and Statistics, Chennai.

3. AGRICULTURE

3.1. SOIL CLASSIFICATION

Year: 2014-15

| Sl.No. (1) | Type of Soil (2) | Places in District (3) |
|-----------------------|---|---|
| 1. | Yellow wish Red, Fine Loamy Soils | Karur, Thanthoni, Aravakurichi, Paramathy, Kulithalai, Krishnarapuram, Thogamalai, Kadavur. |
| 2. | Reddish Brown, Fine Loamy Soils | Karur, Thanthoni, Aravakurichi, K. Paramathy |
| 3. | Reddish Brown, Coarse Loamy Soils | Karur, Thanthoni, Aravakurichi, K. Paramathy. |
| 4. | Dark Brown, Clay Loamy Soils | Karur, Paramathy, Kulithalai, Krishnarayapuram. |
| 5. | Dark Brown, Coarse Loamy Soils | Thanthoni, Aravakurichi, Paramathy. |
| 6. | Dark Grayish Brown, Fine Texuture Soils | Kulithalai |
| 7. | Dark Red Coarse Loamy Soils | Kulithalai, K.R. Puram, Thogamalai, Kadavur. |
| 8. | Yellowish Red Fine Loamy Soils | Krishnarayapuram, Kadavur. |
| 9. | Dark Clay, Sandy Clay Loam | Krishnarayapuram, Thogamalai, Kadavur. |
| 10. | Dark Grayish, Brown Fine Clay Loam | Thogamalai, Kadavur. |

Source: Directorate of Economics and Statistics, Chennai.

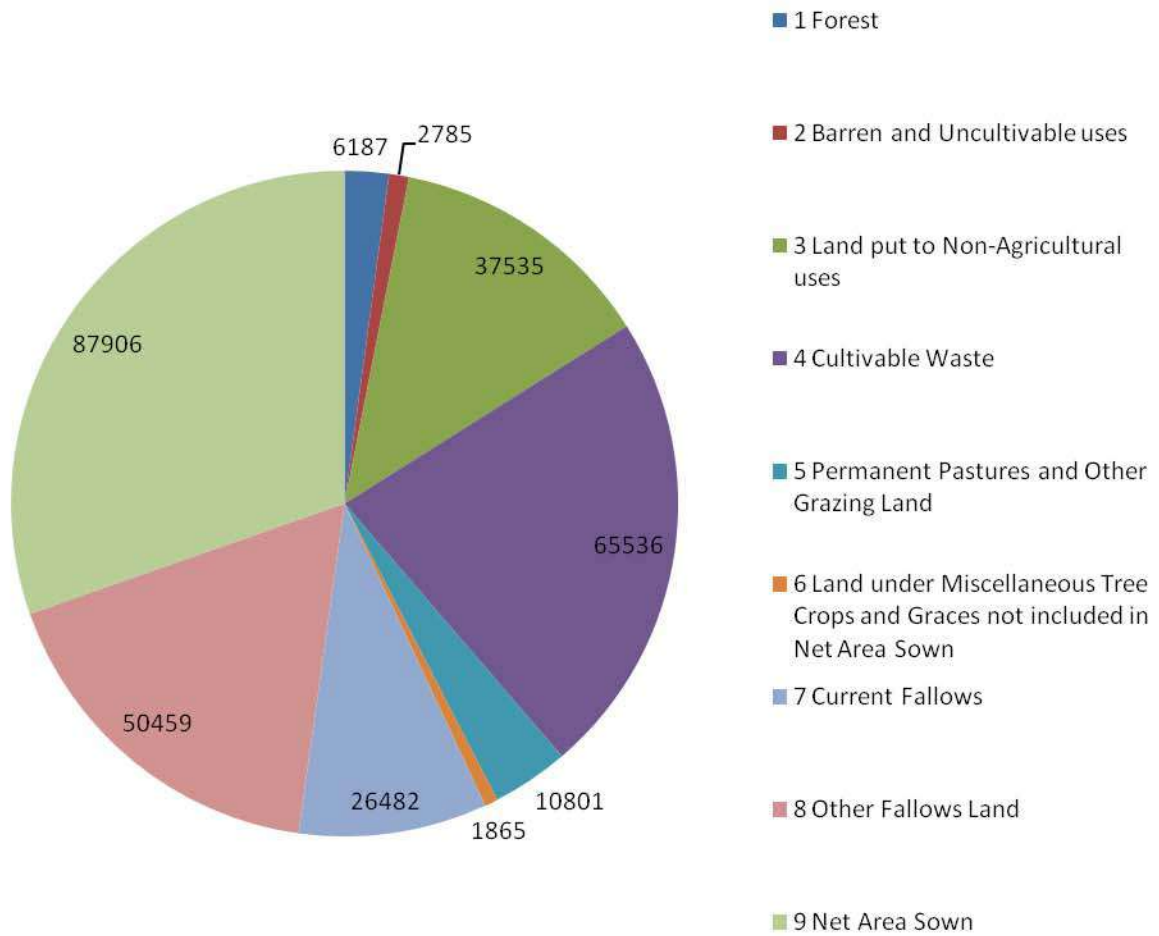
3.2. LAND UTILISATION
(Area in Hectares)

Year:2014-15

| Sl. No | Classification of Land | Taluk wise | | | | | | District Total |
|--------|--|------------|--------------|---------------|------------|------------|-----------|----------------|
| | | Karur | Manman galam | Arava kurichi | Kulithalai | K.R. Puram | Kadavur | |
| 1. | Forest | - | 18.000 | 293.675 | 39.440 | 152.000 | 5684.000 | 6187.115 |
| 2. | Barren and Uncultivable uses | 36.805 | 498.515 | 520.740 | 541.310 | 542.360 | 645.640 | 2785.370 |
| 3. | Land put to Non-Agricultural uses | 4109.135 | 6677.520 | 8564.200 | 6802.855 | 5521.530 | 5860.130 | 37535.370 |
| 4. | Cultivable Waste | 7385.135 | 4431.900 | 33313.585 | 9321.065 | 3119.880 | 7964.375 | 65536.330 |
| 5. | Permanent Pastures and Other Grazing Land | 31.340 | 1264.430 | 6975.110 | 427.100 | 1546.645 | 556.355 | 10800.980 |
| 6. | Land under Miscellaneous Tree Crops and Graces not included in Net Area Sown | 40.085 | 266.905 | 210.415 | 583.415 | 362.090 | 402.100 | 1865.010 |
| 7. | Current Fallows | 5026.610 | 1629.010 | 5595.165 | 4416.340 | 4572.895 | 5242.000 | 26482.020 |
| 8. | Other Fallows Land | 6348.790 | 3445.090 | 16607.225 | 9423.960 | 4942.580 | 9691.190 | 50458.835 |
| 9. | Net Area Sown | 8507.800 | 10926.055 | 25535.455 | 17525.110 | 14270.280 | 11140.905 | 87905.605 |
| 10. | Geographical Area According to Village Papers | 31486.090 | 29157.425 | 97615.570 | 49080.595 | 35030.260 | 47186.695 | 289556.635 |
| 11 | Total Cropped Area | 8604.945 | 11230.415 | 27597.895 | 20547.080 | 14490.280 | 11143.055 | 93613.670 |
| 12 | Area Sown More than Once | 97.145 | 304.360 | 2062.440 | 3021.970 | 220.000 | 2.150 | 5708.065 |

Source: G Return (1424- Fasali)

Land Utilisation 2014 - 15 (In Hectares)



3.3. AREA AND PRODUCTION OF CROPS (Estimated)

Year: 2014-15

| Sl.No. | Crops | Area in hec. | Production in tonnes | Productivity Kg./hec. | % to the total area sown |
|--------|-----------|--------------|----------------------|-----------------------|--------------------------|
| 1. | Paddy | 13444 | 74789 | 5563 | 14.36 |
| 2. | Jowar | 25985 | 32559 | 1253 | 27.75 |
| 3. | Cumbu | 521 | 1165 | 2237 | 0.5 |
| 4. | Redgram | 3803 | 5324 | 1400 | 4.06 |
| 5. | Chillies | 366 | 228 | 622 | 0.39 |
| 6. | Sugarcane | 2520 | 25452 | 10100 | 2.69 |
| 7. | Banana | 2909 | 175543 | 60345 | 3.1 |
| 8. | Groundnut | 4594 | 14737 | 3208 | 4.90 |
| 9. | Gingelly | 4627 | 2831 | 612 | 4.94 |
| 10 | Maize | 2327 | 14527 | 6243 | 2.48 |

Source: Directorate of Economics and Statistics, Chennai.

3.4. AGRICULTURAL IMPLEMENTS AND MACHINERY

(In Number)

Year: 2014-15

| Sl. No. | Item | 1994 | 1999 | 2004 |
|---------|------------------------------------|-------|-------|-------|
| 1. | Ploughs | | | |
| | a) Wooden | 40533 | 20964 | 5676 |
| | b) Iron | 7257 | 2565 | 1848 |
| | c) Total | 47790 | 23529 | 7524 |
| 2. | Water Pumps for Irrigation Purpose | | | |
| | a) Worked by Oil Engine | 7908 | 7670 | 3160 |
| | b) Worked by Electric Power | 20665 | 29045 | 15761 |
| | c) Total | 28573 | 36715 | 18921 |
| 3. | Tractors | | | |
| | a) Government | 10 | 10 | - |
| | b) Private | 672 | 1011 | 690 |
| | c) Total | 682 | 1021 | 690 |
| 4. | Sugarcane Crushers | | | |
| | a) Worked by Power | 117 | 33 | 12 |
| | b) Worked by Bullocks | 97 | - | 1167 |
| | c) Total | 214 | 33 | 1179 |
| 5. | Oil Ghans | | | |
| | a) 5 Kg. & above | - | - | 33 |
| | b) Less than 5 Kg. | 46 | 16 | - |
| | c) Total | 46 | 16 | 33 |

Source: Based on 16th Quinquennial Livestock Census

3.5. NUMBER AND AREA OF OPERATIONAL LAND HOLDINGS

| Size Class of holdings (Hectares) | Number | | | | | Area | | | | |
|-----------------------------------|--------|------|--------|-------------|--------|----------|-------|------------|-------------|------------|
| | S.C. | S.T. | OTHERS | Institution | TOTAL | S.C. | S.T. | OTHERS | Institution | TOTAL |
| Below 0.5 | 6628 | 0 | 54945 | 107 | 61680 | 1562.349 | 0.000 | 13795.645 | 24.395 | 15382.389 |
| 0.5 – 1.0 | 2285 | 0 | 28042 | 44 | 30371 | 1564.860 | 0.000 | 20421.391 | 30.370 | 22016.621 |
| 1.0 – 2.0 | 1196 | 0 | 24767 | 54 | 26017 | 1615.963 | 0.000 | 35398.380 | 78.900 | 37093.243 |
| 2.0 – 3.0 | 255 | 0 | 10515 | 30 | 10800 | 590.905 | 0.000 | 25902.387 | 73.100 | 26566.392 |
| 3.0 – 4.0 | 91 | 0 | 5512 | 30 | 5633 | 317.930 | 0.000 | 19203.298 | 101.620 | 19622.848 |
| 4.0 – 5.0 | 50 | 0 | 3603 | 22 | 3675 | 218.445 | 0.000 | 16172.010 | 100.930 | 16491.385 |
| 5.0 – 7.5 | 28 | 0 | 4097 | 30 | 4155 | 169.250 | 0.000 | 25354.545 | 187.480 | 25711.275 |
| 7.5 – 10.0 | 29 | 0 | 1869 | 8 | 1906 | 246.815 | 0.000 | 16041.540 | 71.385 | 16359.740 |
| 10.0– 20.0 | 7 | 0 | 1584 | 32 | 1623 | 86.080 | 0.000 | 21360.645 | 439.725 | 21886.450 |
| 20.0and Above | 1 | 0 | 179 | 11 | 191 | 21.065 | 0.000 | 5248.365 | 424.510 | 5693.940 |
| Total | 10570 | 0 | 135113 | 368 | 146051 | 6393.662 | 0.000 | 198898.206 | 1532.415 | 206824.283 |

Source: 9th Agricultural Census-2010-11

3.6.CONSUMPTION OF CHEMICAL FERTILISERS AND PESTICIDES

Year: 2014-15

| Fertilisers (in '000' Tonne) | | | | Pesticides | | Urea ('000' Tonne) |
|------------------------------|--------------------|------------------|-------------|-------------|---------------|--------------------|
| Nitrogeneous (N) | Phosphatic (P2 O5) | Pottassic (K2 O) | Total (NPK) | Dust (Kgs.) | Liquid (Lit.) | |
| (1) | (2) | (3) | (4) | (5) | (6) | (7) |
| 6.184 | 2.234 | 3.052 | 11.470 | 17847 | 18777 | 9.947 |

Source: Joint Director , Agriculture Department, Karur

3.7. REGULATED MARKETS

Year: 2014-15

| Name of Regulated Market | No. of Sub Regulated Markets | Quantity arrivals ('in M.T.') | | Receipts (Rs. in Lakhs) |
|--------------------------|------------------------------|-------------------------------|----------|-------------------------|
| (1) | (2) | (Product wise) | | (Product wise) |
| (1) | (2) | (3) | | (4) |
| Chinnadhara puram | Nil | Paddy | 97.700 | 0.23 |
| | | Turmeric | 0.000 | 0.00 |
| | | Cotton | 0.000 | 0.49 |
| | | Coconut | 0.000 | 0.00 |
| | | Manila | 0.000 | 0.11 |
| Karur | Nil | Paddy- | 245.392 | 1.07 |
| | | Gingely | 15.075 | 0.16 |
| | | Cahewnut | 0.000 | 0.05 |
| | | Chillies (Dry) | 0.000 | 0.18 |
| | | Coriander | 0.000 | 0.65 |
| | | Jaggery | 0.000 | 0.00 |
| | | Jowar | 24.950 | 0.39 |
| | | Bajra | 45.000 | 0.31 |
| | | Turmeric | 6.900 | 0.03 |
| | | Cotton | 0.000 | 0.56 |
| | | Coconut | 0.000 | 0.09 |
| | | Manila | 32.544 | 0.49 |
| | | Tapioca | 0.000 | 0.02 |
| Kulithalai | Nil | Paddy | 7236.180 | 19.20 |
| | | Cotton | 0.000 | 1.13 |
| | | Gingely | 38.000 | 0.39 |
| | | Coconut | 0.000 | 0.60 |
| Irumpoothipatti | Nil | Paddy | 454.20 | 0.79 |
| | | Coconut | 464.00 | 0.48 |
| | | Gingely | 0.000 | 0.76 |
| | | Manila | 0.000 | 0.10 |
| | | Cotton | 0.000 | 0.36 |
| | | Total | 8660.161 | 28.64 |

Source: District Agriculture Marketing Office

3.8.CROP INSURANCE SCHEME FOR THE FASLI YEAR-1424(2014-15)

DISTRICT : KARUR

Year: 2014-15

| Sl.No. | Name of the Crop | Name of the Blocks notified | No.of Acres | Premium collected (in Rupees) | No.of Beneficiaries | Amount Sanctioned (in Rs.) |
|--------|------------------|-----------------------------|-------------|-------------------------------|---------------------|----------------------------|
| 1 | Paddy | - | - | - | - | - |
| 2 | Turmeric | - | - | - | - | - |
| 3 | Banana | - | - | - | - | - |
| 4 | Total | - | - | - | - | - |

Source: J.R.Co-operation

3.9 SERICULTURE

Year: 2014-15

| Name of the Block (1) | Area under Mulberry (In Hectare) (2) | Production of Cocoons (In Kg.) (3) | Value in Rupees (4) |
|--------------------------|--|---------------------------------------|------------------------|
| KARUR | 8.01 | 4300.000 | 12.685 |
| THANTHONI | 6.9 | 3650.000 | 10.77 |
| ARAVAKURICHI | 21.2 | 11280.000 | 33.27 |
| K. PARAMATHI | 6.70 | 3544.000 | 10.45 |
| KULITHALAI | 6.2 | 3333.000 | 9.83 |
| THOGAMALAI | 0 | - | - |
| KRISHNARAYAPURAM | 13.5 | 7203.000 | 21.24 |
| KADAVUR | 18.6 | 9890.000 | 29.17 |
| TOTAL | 81.3 | 43200.00 | 127.44 |

Source : A.D. Sericulture, Namakkal

4. IRRIGATION

4.1 Sources of Water Supply –Block wise

Year: 2014-15

| Sl. No. | Name of the Block | Canals | Length (Km.) | Wells used for irrigation purpose only | Tube Wells | Wells used for Domestic Purpose only | Reservoirs | Tanks (Nos.) |
|---------|-------------------|---------|--------------|--|------------|--------------------------------------|------------|--------------|
| | | Numbers | | | | | | |
| (1) | (2) | (3) | (4) | (5) | (6) | (7) | (8) | (9) |
| 1 | Karur | 7 | 101 | 5186 | 134 | 1683 | - | - |
| 2 | Thanthoni | 5 | 45 | 5024 | 329 | 1397 | - | 9 |
| 3 | Aravakurichi | 1 | 1 | 5548 | - | 936 | - | 2 |
| 4 | K. Paramathi | 2 | 28 | 8373 | 70 | 362 | - | - |
| 5 | Kulithalai | 4 | 20 | 2523 | 517 | 1020 | - | 52 |
| 6 | Thogamalai | 1 | 7 | 5470 | 291 | 487 | - | 79 |
| 7 | Krishnaraya puram | 3 | 24 | 6207 | 681 | 995 | - | 13 |
| 8 | Kadavur | - | - | 7851 | 517 | 989 | - | 111 |
| | Total | 23 | 226 | 46182 | 2539 | 7869 | - | 266 |

Source: Directorate of Economics and Statistics, Chennai-6.

4.2 Actual area irrigated by source

(Area in Hectares)

Year: 2014-15

| Source (1) | Number (2) | Area Irrigated | |
|--------------------------|---------------|----------------|------------|
| | | Gross (3) | Net (4) |
| I. Surface Water: | | | |
| 1. Canals | | | |
| i) Government Canals | 23 | 13771 | 12593 |
| ii) Private Canals | - | | |
| 2. Tanks | | | |
| i) Large | 18 | 10 | 10 |
| ii) Small | 248 | | |
| 3. Flow Irrigation | | | |
| i) Major & Medium | - | - | |
| ii) Minor | | | |
| 4. Lift Irrigation: | | | |
| i) Major & Medium | - | - | - |
| ii) Minor | | | |
| - | | | |
| 5. Ponds | | | |
| i) Lift Irrigation | | | |
| iii) Minor | | | |
| 6. Other Sources: | | | |
| i) Lift Irrigation | | | |
| ii) Flow Irrigation | | | |
| II Ground Water: | | | |
| 1. Public | - | - | - |
| 2. Private Tube Wells | 3221 | 10783 | 9970 |
| 3. Dug Well | 42867 | 29907 | 27016 |
| 4. Electric Pump Sets | 44087 | | |
| 5. Diesel Pump Sets | 1658 | | |

Source: 'G' Return. (Fasli-1423)

4.3 Area Irrigated by crops

| Sl.No. (1) | Crop (2) | Area (in Hect.) | | |
|---------------|---------------------|--------------------|---------|---------|
| | | 2012-13 | 2013-14 | 2014-15 |
| 1 | Paddy | 10907 | 12565 | 13444 |
| 2. | Cholam | 1116 | 4773 | 5481 |
| 3. | Cumbu | 55 | 129 | 143 |
| 4. | Ragi | 9 | - | 102 |
| 5. | Maize | 1059 | 923 | 2290 |
| 6. | Green Gram | 10 | 308 | 233 |
| 7. | Red Gram | 35 | 291 | 167 |
| 8. | Black Gram | 408 | 3074 | 2386 |
| 9. | Thattai | 6 | - | - |
| 10 | Chillies | 365 | 295 | 365 |
| 11 | Turmeric | 257 | 267 | 291 |
| 12 | Sugarcane - planted | 3564 | 1955 | 1473 |
| 13 | Sugarcane – Ratoon | 3012 | 1417 | 1045 |
| 14 | Onion | 161 | 302 | 441 |
| 15 | Gingely | 235 | 573 | 1395 |
| 16 | Groundnut | 2556 | 1706 | 3660 |
| 17 | Coconut | 6312 | 6641 | 6557 |
| 18 | Sunflower | 2469 | 969 | 2613 |
| 19 | Cotton | 55 | 88 | 141 |
| 20 | Others | 13296 | 11667 | 12244 |
| | Total Irrig. crops | 45887 | 47943 | 54471 |

Source: 'G' Return. (Fasli-1422 , 1423,1424)

4.4 Details of Dams, Tanks, Wells and Bore Wells

Year: 2014-15

| Sl. No. | Name of the Block | Dams | | | | | Tanks | | | | No. of Wells in use | No. of Bore wells |
|---------|-------------------|----------------|-------------------|--------|----------|------------------|-------------------|----------|--------|------------------------|---------------------|-------------------|
| | | Catchment area | Water spread area | Height | Capacity | Length of canals | Water spread area | Capacity | Height | Length of canals (K.M) | | |
| (1) | (2) | (3) | (4) | (5) | (6) | (7) | (8) | (9) | (10) | (11) | (12) | (13) |
| 1. | Karur | | | | | | | | | 101 | 5186 | - |
| 2. | Thanthoni | | | | | | | | | 45 | 5024 | 10 |
| 3. | Arava kurichi | | | | | | | | | 1 | 5548 | 247 |
| 4. | Paramathi | | | | | | | | | 28 | 8373 | 121 |
| 5. | Kulithalai | | | | | | | | | 20 | 2523 | - |
| 6. | Thoga malai | | | | | | | | | 7 | 5470 | - |
| 7. | Kadavur | | | | | | | | | - | 6207 | 10 |
| 8. | K.R. Puram | | | | | | | | | 24 | 7851 | 19 |
| | Total | | | | | | | | | 226 | 46182 | 407 |

Source: PWD Office & G Return 2014-15.

5. ANIMAL HUSBANDRY
5.1 Livestock Population

Year: 2014-15

| Sl.No. | Classification | Numbers 2009-10 | |
|---------------------------|-----------------------------|--------------------|--|
| 1. | Cattle Male | | |
| | i. Under one year | 5443 | |
| | ii.. 1 to 2.5 Years | 15375 | |
| | iii.. Over 2.5 years | 9227 | |
| | Total | 30045 | |
| | Female | | |
| | I. Under one year | 11374 | |
| | ii. 1 to 2.5 years | 48675 | |
| | iii. Over 2.5 years in milk | 59201 | |
| | a. Dry | 641 | |
| | b. Not calved even once | 127 | |
| | Total | 120018 | |
| | Cattle Total | 150063 | |
| | 2. | Buffaloes | |
| | | Male | |
| i. Under one year | | 1235 | |
| ii.. 1 to 3 Years | | 3147 | |
| iii.. Over 3 years | | 2563 | |
| Total | | 6945 | |
| Female | | | |
| I. Under one year | | 2544 | |
| ii. 1 to 3 years | | 10432 | |
| iii. Over 3 years in milk | | 16237 | |
| a) Dry | | 957 | |
| b) Not calved even once | | 372 | |
| Total | | 30542 | |
| Buffaloes Total | | 37487 | |
| Sheep | | 260130 | |
| Goats | 178551 | | |
| Horses and Ponies | -- | | |
| Pigs | 3245 | | |
| Mules | -- | | |
| Donkeys | 110 | | |
| Domestic Dogs | 33644 | | |
| Total | 475680 | | |
| Total Livestock | 663230 | | |
| 3. | <u>Poultry</u> | | |
| | Fowls | 2418428 | |
| | Ducks | 3918 | |
| | Others | - | |
| | Total Poultry | 2422346 | |

Source: Regional Joint Director Animal Husbandry, Karur.

5.2 VETERINARY INSTITUTIONS AND ANIMALS TREATED BLOCKWISE

Year: 2014-15

| Sl. No. | Name of the Block | Veterinary Institutions | | | | Sub-centers | Other Units | | Animals treated | Castration performed |
|---------|-------------------|-------------------------|-----------|--------------|-------------------|-------------|-----------------------------------|--------------|-----------------|----------------------|
| | | Poly-clinic | Hospitals | Dispensaries | Clinician Centers | | Animal disease investigation unit | Mobile units | | |
| (1) | (2) | (3) | (4) | (5) | (6) | (7) | (8) | (9) | (10) | (11) |
| 1. | Karur | -- | -- | 7 | 1 | 3 | 1 | 1 | 126560 | -- |
| 2. | Thanthoni | -- | -- | 7 | -- | 1 | -- | -- | 52226 | -- |
| 3. | Aravakurichi | -- | -- | 6 | -- | 6 | -- | -- | 66997 | -- |
| 4. | K. Paramathi | -- | -- | 10 | -- | 2 | -- | -- | 60201 | -- |
| 5. | Kulithalai | -- | -- | 6 | -- | 3 | -- | 1 | 84000 | -- |
| 6. | Thogamalai | -- | -- | 6 | -- | -- | -- | -- | 78000 | -- |
| 7. | K.R. Puram | -- | -- | 10 | -- | 2 | -- | -- | 98000 | -- |
| 8. | Kadavur | -- | -- | 5 | -- | 1 | -- | -- | 70000 | -- |
| | Total | -- | -- | 57 | 1 | 18 | 1 | 2 | 635984 | -- |

Source: Regional Joint Director Animal Husbandry, Karur.

5.3. NUMBER OF VETERINARY HOSPITALS

Year: 2014-15

| Sl. No. | Name of the Block | Number of | |
|---------|-------------------|----------------------|-------------------|
| | | Government Hospitals | Private Hospitals |
| (1) | (2) | (3) | (4) |
| 1. | Karur | 1 | -- |
| 2. | Thanthoni | -- | -- |
| 3. | Aravakurichi | -- | -- |
| 4. | K. Paramathi | -- | -- |
| 5. | Kulithalai | -- | -- |
| 6. | Thogamalai | -- | -- |
| 7. | K.R. Puram | -- | -- |
| 8. | Kadavur | 1 | -- |
| | Total | 2 | -- |

Source: Regional Joint Director Animal Husbandry, Karur.

5.4 DAIRY DEVELOPMENT

Year: 2014-15

| Name of the Block/Urban Town | Number of milk societies | Quantity of milk produced (In '000'Litres) | Value of milk produced (In Rs) |
|------------------------------|--------------------------|--|--------------------------------|
| (1) | (2) | (3) | (4) |
| Karur | 7 | 508221 | 12908813 |
| Thanthoni | 31 | 4445773 | 112922634 |
| Aravakurichi | 9 | 676067 | 17172101 |
| K. Paramathi | 18 | 1806270 | 45879258 |
| Kulithalai | 28 | 3264092 | 82907936 |
| Thogamalai | 18 | 1566277 | 39783435 |
| K.R. Puram | 17 | 2258104 | 57355841 |
| Kadavur | 22 | 4533481 | 115150417 |
| Total | 150 | 19058285 | 484080435 |

Source: Dy.Registrar,Dairy Development,Trichy

5.5 POULTRY DEVELOPMENT

Year: 2014-15

| Sl.No. | Name of the Block | Broiler (Unit's) | Layer (Unit's) |
|--------|-------------------|------------------|----------------|
| (1) | (2) | (3) | (4) |
| 1. | Karur | -- | 4 |
| 2. | Thanthoni | 2 | 8 |
| 3. | Aravakurichi | 4 | 16 |
| 4. | K. Paramathi | 5 | 8 |
| 5. | Kulithalai | 3 | -- |
| 6. | Thogamalai | 6 | -- |
| 7. | K.R. Puram | 2 | -- |
| 8. | Kadavur | -- | -- |
| | Total | 22 | 32 |

Source: Regional Joint Director Animal Husbandry,Karur..

5.6 FISHERIES DEVELOPMENT AND PRODUCTION

Year: 2014-15

| Name and Address of Fishing centres | Inland Fish Catch (Tonne) | Marine Fish Catch (Tonne) | Number of Fisherman engaged |
|-------------------------------------|---------------------------|---------------------------|-----------------------------|
| (1) | (2) | (3) | (4) |
| Karur | 1.25 | Nil | 200 |
| Aravakurichi, | - | Nil | - |
| Kulithalai | - | Nil | - |
| Krishnarayapuram | 1.80 | Nil | 150 |
| Pettavaithalai | 1 | Nil | 50 |
| Total | 4.05 | - | 400 |

Source: Inspector of Fisheries, Karur.

6. BANKING AND INSURANCE

6.1 No. of Commercial Banks

Year: 2014-15

| Items | Deposits (Rs. in lakhs) | Advances (Rs. in lakhs) | Credit Deposit Ratio | P.S Adv. (Rs. in lakhs) | Agri Adv. (Rs. in lakhs) | Weaker Sec. Adv (Rs. in lakhs) | DRI Adv. (Rs. in lakhs) |
|---------------------|-------------------------|-------------------------|----------------------|-------------------------|--------------------------|--------------------------------|-------------------------|
| (1) | (2) | (3) | (4) | (5) | (6) | (7) | (8) |
| Public Sector (89) | 20119680 | 34885381 | 173 | 30869756 | 15079014 | 14510367 | 308244 |
| Private Sector (43) | 15672235 | 17797348 | 114 | 9751704 | 3766736 | 878266 | 223 |
| Co-op Sector (22) | 2331685 | 4145051 | 178 | 1416677 | 1340915 | 785953 | 0 |
| Regional Rural (10) | 494698 | 955022 | 193 | 1329597 | 868396 | 522012 | 0 |
| TIIC (1) | 0 | 136269 | 0 | 136269 | 0 | 0 | 0 |
| Total | 38618298 | 57919071 | 150 | 43504003 | 21055061 | 16696598 | 308467 |

Source: Key Banking Statistics, Karur.(IOB-Karur)

6.2 INSURANCE SCHEME

Year: 2014-15

| Name of the Insurance | No. of Branches | Policies Issued | Sum Assured (in lakhs) | No. of Beneficiaries | Amount paid as compensation (in lakhs) |
|---------------------------|-----------------|-----------------|------------------------|----------------------|--|
| (1) | (2) | (3) | (4) | (5) | (6) |
| 1. L.I.C. Unit- I | 1 | | | | |
| 2. L.I.C. Unit- II, Karur | 1 | 3949 | 8047.94 | 3949 | 198.38 |
| 3. L.I.C. Kulithalai | - | - | - | - | - |

Source: District Manager LIC, Karur and Kulithalai.

7. CO-OPERATION

7.1 Co-operative Societies

(Rs. Lakhs)

Year: 2014-15

| Sl no | Type of Societies | No. of Societies | Membership | Share Capital | Working capital | Loans Advanced (Out standing and Overdue) | No. of Employees |
|-------|---------------------------------------|------------------|------------|---------------|-----------------|---|------------------|
| (1) | (2) | (3) | (4) | (5) | (6) | (7) | (8) |
| 1. | Co-op. Urban Banks | 2 | 36154 | 94.60 | 4712.68 | 3066.97 | 13 |
| 2. | Primary Agri Cedit Society | 84 | 197225 | 5545.28 | 34766.33 | 44192.52 | 272 |
| 3. | Primary Agr. R.D. Bank | 3 | 23814 | 903.14 | 2293.38 | 785.26 | 4 |
| 4. | Agricoop marketing Society | 2 | 18251 | 13.22 | 270.99 | 146.79 | 72 |
| 5. | Employees Coop. Thrift & Crt. Society | 18 | 7519 | 1244.51 | 8682.60 | 8981.13 | 16 |
| 6. | Employees Coop Stores | 1 | 110 | 0.11 | 19.48 | - | 5 |
| 7. | Students Coop Stores | 1 | 127 | 1.27 | 4.93 | - | - |
| 8. | Karur Dt. Coop Printing Press | 1 | 150 | 12.41 | 23.09 | 4.85 | 11 |
| 9. | Karur Dt. Coop Wholesale Stores | 1 | 373 | 12.71 | 80.33 | 13.50 | 89 |
| 10. | Karur Dt. Coop Union | 1 | 432 | - | - | - | 1 |
| 11. | Lift irrig. Coopsociety | 3 | 2773 | 4.01 | 110.18 | - | 11 |
| 12. | Labour contract Co-op Society | - | - | - | - | - | - |
| | Total | 117 | 286928 | 7831.26 | 50963.99 | 57191.02 | 494 |

Source: Joint Registrar Co-operation

8. CIVIL SUPPLIES
8.1 No. of Fair Price Shops

Year: 2014-15

| Sl.No. | Name of the Taluks | No.of Shops |
|--------|-----------------------|-------------|
| (1) | (2) | (3) |
| 1. | Karur | 121 |
| 2. | Aravakurichi | 122 |
| 3. | Kulithalai | 104 |
| 4. | Krishnarayapuram | 72 |
| 5 | Kadavur | 69 |
| 6 | Manmangalam | 87 |
| | DISTRICT TOTAL | 575 |

Source: District Supplies Officer, Karur.

8.2 QUANTUM OF ESSENTIAL COMMODITIES DISTRIBUTED AND THEIR RETAIL PRICES

Year: 2014-15

| Sl.No | Name of the Commodity | Issue Price per (Kg.) | Scale of Supply per card | | | |
|-------|-----------------------|-----------------------|--------------------------|-----------------|---------|---------|
| (1) | (2) | (3) | (4) | | | |
| 1. | Rice Common | Free of cost | 1 Unit | 12 Kg | | |
| | | | 1.5 Unit | 14 Kg | | |
| | | | 2 Unit | 16 Kg | | |
| | | | 2.5 Unit | 18 Kg | | |
| | | | 3 and above | 20 Kg | | |
| 2. | Wheat | Rs.7.50 | Urban | - 10Kg | | |
| | | | Rural | - 5Kg | | |
| 3. | Sugar | Rs.13.50 | 1 Person | -0.5 Kg | | |
| | | | 2 Person | -1 Kg | | |
| | | | 3 Person | -1.5 Kg | | |
| | | | 4 Person | and above -2 Kg | | |
| 4. | Palmolein Oil | Rs.25 | 1 Ltr | per card | | |
| 5. | Sooji | - | - | | | |
| 6. | Maida | - | - | | | |
| 7. | Kerosene (ltr) | Rs.14.10 | | No LPG | One LPG | Two LPG |
| | | | District head quarters | 10 | 3 | 0 |
| | | | Municipality | 6 | 3 | 0 |
| | | | Town panchayat | 5 | 3 | 0 |
| | | | Village | 3 | 3 | 0 |
| 8. | Others (Salt) | Rs.3.50 | 1 Kg | per card | | |
| 9 | Dhal | Rs.30 | 1 Kg | per card | | |

Source: District Supply Office, Karur.

8.3 NO.OF RATION CARDS (RURAL AND URBAN)

Year:2014-15

| Region | No. of Ration Cards |
|----------------|---------------------|
| Rural | 190077 |
| Urban | 106128 |
| District Total | 296205 |

Source: District Supply Officer, Karur.

8.4 QUANTITY SUPPLIED

Year: 2014-15

| Sl.No. | Items | Quantity Supplied |
|--------|--------------------------------|-------------------|
| (1) | (2) | (3) |
| 1. | Rice (Tons) | 65203 |
| 2. | Wheat (Tons) | 2418 |
| 3. | Sugar (Tons) | 6904 |
| 4. | Rava (Tons) | - |
| 5. | Maida (Tons) | - |
| 6. | Kerosene (Kilo Litre) | 4780 |
| 7. | Others (Specified) salt (Tons) | 1800 |

Source: District Supply Officer, Karur

8.5 NO.OF L.P.G. CONNECTIONS

Year: 2014-15

| Sl.No. | Name of the Taluks / Municipalities | Government L.P.G.Connections | | | Private L.P.G. Connections | |
|--------|-------------------------------------|------------------------------|--------|--------|----------------------------|--------|
| | | Single | Double | Total | Single | Double |
| (1) | (2) | (3) | (4) | (5) | (6) | (7) |
| 1. | Karur | 25524 | 32954 | 58478 | - | - |
| 2. | Aravakurichi | 20875 | 14424 | 35299 | - | - |
| 3. | Kulithalai | 17251 | 6667 | 23918 | - | - |
| 4. | Krishnarayapuram | 11924 | 4263 | 16187 | - | - |
| 5. | Kadavur | 4777 | 2059 | 6836 | - | - |
| | TOTAL | 99683 | 73566 | 173249 | - | - |

Source: Concerned Agencies

8.6 NO.OF PERSONS WAITING FOR L.P.G.CONNECTIONS

Year: 2014-15

| Sl.No. | Name of the Taluks / Municipalities | Government L.P.G.Connections | | | Private L.P.G. Connections | |
|--------|-------------------------------------|------------------------------|--------|-------|----------------------------|--------|
| | | Single | Double | Total | Single | Double |
| (1) | (2) | (3) | (4) | (5) | (6) | (7) |
| 1. | Karur | - | - | - | - | - |
| 2. | Aravakurichi | - | - | - | - | - |
| 3. | Kulithalai | - | - | - | - | - |
| 4. | Krishnarayapuram | - | - | - | - | - |
| | TOTAL | - | - | - | - | - |

9. COMMUNICATIONS

9.1 Post Offices doing postal business only 2014-15

| Sl.No. | Name of the Blocks/Municipalities | Post Office doing postal business only (Nos.) |
|--------|-----------------------------------|---|
| (1) | (2) | (3) |
| 1. | KARUR MUNICIPALITY | 4 |
| 2. | KULITHALAI MUNICIPALITY | 3 |
| 3. | KARUR | 35 |
| 4. | THANTHONI | 32 |
| 5. | ARAVAKURICHY | 33 |
| 6. | K.PARAMATHI | 36 |
| 7. | KULITHALAI | 24 |
| 8. | THOGAMALAI | 16 |
| 9. | K.R.PURAM | 32 |
| 10. | KADAVUR | 24 |
| | District Total | 239 |

Source: District Head Post Office.

9.2 POST OFFICE DOING POST AND TELEGRAPHIC BUSINESS

Year: 2014-15

| Sl.No. | Name of the Blocks/Municipalities | Post Office doing Post and Telegraphic business (Nos.) |
|--------|-----------------------------------|--|
| (1) | (2) | (3) |
| 1. | KARUR MUNICIPALITY | NIL |
| 2. | KULITHALAI MUNICIPALITY | NIL |
| 3. | KARUR | NIL |
| 4. | THANTHONI | NIL |
| 5. | ARAVAKURICHY | NIL |
| 6. | K.PARAMATHI | NIL |
| 7. | KULITHALAI | NIL |
| 8. | THOGAMALAI | NIL |
| 9. | K.R.PURAM | NIL |
| 10. | KADAVUR | NIL |
| | District Total | |

Source: District Head Post Office.

9.3 TELEGRAPH OFFICE

Year: 2014-15

| Sl.No. | Name of the Blocks/Municipalities | No.of Telegraph Office |
|--------|-----------------------------------|------------------------|
| (1) | (2) | (3) |
| 1. | KARUR MUNICIPALITY | NIL |
| 2. | KULITHALAI MUNICIPALITY | NIL |
| 3. | KARUR BLOCK | NIL |
| 4. | THANTHONI BLOCK | NIL |
| 5. | PARAMATHY BLOCK | NIL |
| 6. | KULITHALAI BLOCK | NIL |
| 7. | KADAVUR BLOCK | NIL |
| 8. | ARAVAKURICHI BLOCK | NIL |
| 9. | THOGAMALAI BLOCK | NIL |
| 10. | KRISHNARAYAPURAM BLOCK | NIL |
| | DISTRICT TOTAL | |

Source: District Telecommunication Department

9.4 NO.OF TELEPHONE EXCHANGES, CAPACITY AND NO. IN USE

Year: 2014-15

| Sl.No | Item | Karur Urban | Karur Rural | Kulithalai |
|-------|------------------------------|-------------|-------------|------------|
| 1 | No.of Exanges | 10 | 27 | 27 |
| 2 | Equipped Capacity | 18246 | 22254 | 21969 |
| 3 | No. of Direct Exchange Lines | 10007 | 6542 | 6920 |
| 4 | No. of Junction Lines | - | - | - |
| 5 | No of Telephones in use | 10007 | 6542 | 6920 |
| 6 | No. of ISDN connections | 82 | 11 | 9 |

Source: District Telecommunication Office.

9.5 NO.OF PUBLIC CALL OFFICES ATTACHED TO EACH EXCHANGE

Year: 2014-15

| Sl.No. | Name of the Exchange Centre | No. of Public Call Offices | |
|--------|-----------------------------|----------------------------|-------------------|
| | | With STD / ISD | Without STD / ISD |
| 1 | ARAVAKURICHI | 14 | - |
| 2 | ATHIPALAYAM | 3 | - |
| 3 | AUNDIPATTIKOTTAI | 6 | - |
| 4 | CHETTIPALAYAM KARUR | 1 | - |
| 5 | CHINNADARAPURAM | 25 | - |
| 6 | CHINNANDANKOIL | 34 | - |
| 7 | CHINTHAMANIPATTI | 11 | - |
| 8 | ESANATHAM | 9 | - |
| 9 | G.UDAYAPATTI | 1 | - |
| 10 | K.PARAMATHI | 3 | - |
| 11 | KAGITHAPURAM I&II | 9 | - |
| 12 | KANIYALAMPATTI | 2 | - |
| 13 | KARUR BAZAAR | 102 | - |
| 14 | KARUR MAIN EWSD | 80 | - |
| 15 | KARUR PUGALUR | 26 | - |
| 16 | KASIPALASYAM | 2 | - |
| 17 | KAVALKARANPATTI | 2 | - |

| Sl.No. | Name of the Exchange Centre | No. of Public Call Offices | |
|--------|--------------------------------|----------------------------|-------------------|
| | | With STD / ISD | Without STD / ISD |
| 18 | KOVILUR | 1 | - |
| 19 | KRISHNARAYAPURAM | 4 | - |
| 20 | KULITHALAI | 40 | - |
| 21 | KUPPAKOUNDANVALASU | 3 | - |
| 22 | KURAMBAPATTY | 1 | - |
| 23 | LALAPET | 10 | - |
| 24 | MALAIKOILUR | 2 | - |
| 25 | MANMANGALAM | 1 | - |
| 26 | NACHALUR | 4 | - |
| 27 | NANNIURPUDUR | 1 | - |
| 28 | NOYYAL KARUR | 5 | - |
| 29 | PALLAPATTY MAIN | 21 | - |
| 30 | PALLAPATTY RSU(I&II) | 14 | - |
| 31 | PANJAPATTY | 1 | - |
| 32 | PAVITHRAM | 3 | - |
| 33 | PUNNAMCHATRAM | 20 | - |
| 34 | SENGAL | 3 | - |
| 35 | SIVAYAM | 1 | - |
| 36 | SOMURKOYAMPALLI | 6 | - |
| 37 | SUNGAGATE KARUR | 30 | - |
| 38 | THANTHONDRIMALAI I KARUR | 31 | - |
| 39 | THENNILAI | 4 | - |
| 40 | THOGAMALAI | 9 | - |
| 41 | UPPIDAMMANGALAM | 11 | - |
| 42 | VADIVEL NAGAR | 2 | - |
| 42 | VADIVEL NAGAR RSU | 17 | - |
| 43 | VAIRAMADAI | 2 | - |
| 44 | VANGALKARUR | 12 | - |
| 45 | VELLIYANAI | 2 | - |
| 46 | VENGAMAEDU KARUR | 21 | - |
| Total | | | |

Source: District Telecommunication Officer.

9.6 NO.OF PERSONS WAITING FOR PHONE CONNECTION

Year: 2014-15

| Sl. No. | Name of the Exchange Centers | No. of persons waiting for phone connections |
|---------|------------------------------|--|
| (1) | (2) | (3) |
| 1. | E 10-B MAIN | - |
| 2. | BAZAAR R.L.U | - |
| 3. | VENGAMEDU R.L.U | - |
| 4. | SUNGAGATE R.L.U | - |
| 5. | VADIVELNAGAR R.L.U | - |
| 6. | CHETTIPALAYAM R.L.U | - |
| 7. | KAGITHAPURAM | - |
| 8. | K.PARAMATHI | - |
| 9. | KASIPALAYAM | - |
| 10. | N.PUDUR | - |
| 11. | PAVITHIRAM | - |
| 12. | PUNNAM CHATHIRAM | - |
| 13. | PUGALUR | - |
| 14. | SOMUR KOYAMPALLI | - |
| 15. | UPPIDAMANGALAM | - |
| 16. | VANGAL | - |
| 17. | VELLIYANAI | - |
| 18. | NOYYAL | - |
| 19. | ARAVAKURICHI | - |
| 20. | AANDIPATTIKOTTAI | - |
| 21. | CHINNADHARAPURAM | - |
| 22. | PALLAPPATTI | - |
| 23. | THENNILAI | - |

| Sl. No. | Name of the Exchange Centers | No. of persons waiting for phone connections |
|---------|------------------------------|--|
| 24. | VAIRAMADAI | - |
| 25. | MALAIKKOVILUR | - |
| 26. | ESANATHAM | - |
| 27. | KULITHALAI | - |
| 28. | KRISHNARAYAPURAM | - |
| 29. | LALAPETTAI | - |
| 30. | NACHALUR | - |
| 31. | PANCHAPATTI | - |
| 32. | SENGAL | - |
| 33 | VALAYAPATTI | - |
| 34 | CHINTHAMANIPATTI | - |
| 35 | G.UDAYAPATTI | - |
| 36 | KAVALKARANPATTI | - |
| 37 | THOGAMALAI | - |
| 38 | SIVAYAM | - |

Source: District Telecommunication Office.

10. ELECTRICITY
10.1 No. of Power Stations

Year: 2014-15

| Sl.No | Name of the Power Stations | Year of Operation | Installed Capacity (M.W.) | Generation (M.U.) | Station Consumption (M.U.) | Nett Unit sent out (M.U.) |
|-------|----------------------------|-------------------|---------------------------|-------------------|----------------------------|---------------------------|
| (1) | (2) | (3) | (4) | (5) | (6) | (7) |
| 1. | Hydro | Nil | | | | |
| 2. | Thermal | | | | | |
| 3. | Gas Turbine | | | | | |
| 4. | Wind Mills | | | | | |

10.2 QUANTUM OF POWER PURCHASED

Year: 2014-15

| Power purchased sectors name | Power purchased in M.U. |
|------------------------------|-------------------------|
| (1) | (2) |
| M/s TNPL | 36.72.8 MU |
| M/s EID Parry | 56.89 MU |
| M/s Chettinad Cement | 4.55 |

10.3.POWER CONSUMPTION SECTOR WISE

Year: 2014-15

| Sl.No | Sectors | High/Low tension | | Consumption (MU) | | % of the consumption | |
|-------|----------------------------------|------------------|----------|------------------|-------|----------------------|---------|
| | | HT | LT | HT | LT | HT | LT |
| (1) | (2) | | | | | | |
| 1. | Industries | 50 | 8,775 | 57.69 | 87.0 | 8.3% | 12.06 % |
| 2. | Agriculture | 7 | 43,905 | 6.18 | 149.0 | 0.9% | 21.5% |
| 3. | Domestic | - | 2,53,005 | - | 230 | - | 33.2% |
| 4. | Commercial | 12 | 50,641 | 4.93 | 75 | 0.7% | 10.8% |
| 5. | Public lighting and Public Works | 19 | 19,076 | 21.79 | 50.0 | 3.1% | 7.2% |
| 6. | Sales to licensees | - | - | - | - | - | - |
| 7. | Sales to other States | - | - | - | - | - | - |
| 8. | Miscellaneous | 4 | 3,482 | 2.12 | 9.0 | 0.3 | 1.3% |

Source: District Electricity Board , Supt.Engineer,T.N.E.B.,Karur

10.4 PEAK DEMAND AND ENERGY OUTPUT

Year: 2014-15

| Power Demand | Details |
|------------------------------|----------|
| (1) | (2) |
| 1. Instantaneous peak demand | 270.0 MW |
| 2. Sustained peak demand | 230.0 MW |

Source: District Electricity Board

10.5 REVENUE FROM ELECTRIC SCHEMES AND COST PER UNIT

Year: 2014-15

| Sectors | Cost per unit | Income in Rs.in '000' |
|---------------|---------------|-----------------------|
| (1) | (2) | (3) |
| 1. Government | - | |
| 2. Public | - | 252.08 |
| 3. Private | - | |

Source: District Electricity Board

10.6 TRANSMISSION AND DISTRIBUTION OF ELECTRICITY

Year: 2014-15

| Sl.No. (1) | Item (2) | Unit (3) | Achievement (4) | |
|---------------|-------------------|-------------|--------------------|-----------------|
| | | | 2014-15 | Up to this year |
| 1. | Low Tension Line | KM | 9064.044 | 9208.006 |
| 2. | High Tension Line | KM | 3138.191 | 3226.076 |

Source: District Electricity Board

10.7 CAPACITY OF TRANSFORMERS

Year: 2014-15

| Sl.No (1) | Name of the Stations / Sub Stations (2) | Capacity(MVA) (2) |
|--------------|---|----------------------|
| 1 | KARUR 110/11 K.V. | 32 |
| 2 | MANMANGALAM 110/11 K.V. | |
| 3 | MANMANGALAM 110/33 K.V. | 36 |
| 4 | PUGALUR 110/11 K.V.SS | 20 |
| 5 | ANDICHETTIPALAYAM 110/11 K.V. | 32 |
| 6 | ANDICHETTIPALAYAM 110/11 K.V. | |
| 7 | MALAIKOVILUR 110/11 K.V. | 20 |
| 8 | PALLAPATTI 110/11 K.V. | 26 |
| 9 | PULIYUR 110/11 K.V. | 20 |
| 10 | VELLIANAI 110/11K.V. | 20 |
| 11 | THANTHONIMALAI 110 / 11 KV | 20 |
| 12 | AYYARMALAI 110/33-11KV | 57 |
| 13 | CHINATHAMANIPATTI 33/11 K.V. | 16 |
| 14 | MAYANUR 33/11 K.V. | 20 |
| 15 | THOGAMALAI 33/11 K.V. | 8 |
| 16 | PALAVIDUTHI 33/11 K.V. | 8 |
| 17 | KAVALKARANPATTI 110/11 K.V. | 20 |
| 18 | VALLAM 33/11 KV (Un Manned) | 5 |
| 19 | NACHALUR 33/11 KV | 8 |
| 20 | PANCHAPATTI 110 / 11 KV SS | 10 |

| Sl.No (1) | Name of the Stations / Sub Stations (2) | Capacity(MVA) (2) |
|--------------|--|----------------------|
| 21 | OTHAKAKADAI 33/11KV SS | 8 |
| 22 | VEAPPAMPALAYAM 110/11 KV | 20 |
| 23 | KANIYALAMPATTY 110/11 KV | 16 |
| 24 | BALAMALPURAM 33/11 KV | 8 |
| 25 | RAJAPURAM (Un Manned) | 8 |
| 26 | THALAPATTY 110/11 KV | 20 |
| 27 | PUGALUR 230/110 KV | 300 |

Source: District Electricity Board

10.8 RURAL ELECTRIFICATION

Year: 2014-15

| Electrified during the year | | | | Electrified upto the year | | | |
|-----------------------------|----------------|---------------|------------------------------|-------------------------------------|----------------|---------------|------------------------------|
| Towns (1) | Village (2) | Hamlet (3) | Agricultural Pump set (4) | Town (5) | Village (6) | Hamlet (7) | Agricultural Pump set (8) |
| - | - | - | 133 | Karur Kulithalai Aravakurichi | - | - | 43,905 |

Source: District Rural Electricity Office.

10.9 NAME AND ADDRESS OF FAULT REPORT OFFICES

Year: 2014-15

| Sl.No. | Name of the Blocks / Municipalities | Name of the Stations / Sub Stations | No. of fault reported |
|--------|-------------------------------------|-------------------------------------|-----------------------|
| 1. | Karur | T.N.E.B.S.S.Karur | Nil |
| 2. | Kulithalai | AE/O&M/Kulithalai | Nil |

Source: District Electricity Board

11. EDUCATION

11.1 UNIVERSITIES, STUDENTS AND TEACHERS AND COURSES OFFERED

Year: 2014-15

| Sl.No. | Name of the University | Students | | | Teachers | Name of the courses offered |
|-------------|------------------------|----------|-------|-------|----------|-----------------------------|
| | | Boys | Girls | Total | | |
| (1) | (2) | (3) | (4) | (5) | (6) | (7) |
| ----Nil---- | | | | | | |

11.2 - COLLEGES FOR GENERAL EDUCATION, STUDENTS AND TEACHERS

Year: 2014-15

| Sl. No. | Name of Institution | No. of Institution | Students | | | Teacher s |
|---------|--|--------------------|----------|-------|-------|-----------|
| | | | Boys | Girls | Total | |
| (1) | (2) | (3) | (4) | (5) | (6) | (7) |
| 1 | Govt. Arts College, Karur | 1 | 1340 | 1949 | 3289 | 116 |
| 2 | Govt. Arts College Ayyarmalai, Kulithalai | 1 | 503 | 889 | 1392 | 14 |
| 3 | Sarada Niketan College of Science for Women | 1 | - | 575 | 575 | 51 |
| 4 | Kongu Arts & Science College, Karur | 1 | 765 | 956 | 1721 | 77 |
| 5 | Arungarai Amman College of Arts & Science, Cinnadharapuram | 1 | 92 | 109 | 201 | 16 |
| 6 | Valluvar college of Science and Management | 1 | 741 | 891 | 1632 | 76 |
| 7 | Valluvar college of catering & Hotel Management | 1 | 14 | - | 14 | 2 |
| 8 | Annai Women's College, punnam chatram | 1 | - | 1095 | 1095 | 45 |
| 9 | Jairam Arts & Science College, Karur | 1 | 1075 | 650 | 1725 | 75 |

Source: Concerned Institutions

11.3 - COLLEGE FOR PROFESSIONAL EDUCATION, STUDENTS AND TEACHERS.

Year: 2014-15

| Sl. No | Name of the Institutions | No. of Institutions | Students | | | Teachers |
|--------|--|---------------------|----------|-------|-------|----------|
| | | | Boys | Girls | Total | |
| (1) | (2) | (3) | (4) | (5) | (6) | (7) |
| 1 | Karur Polytechnic | 1 | 572 | 34 | 606 | 39 |
| 2 | VKS college of Engg.& Tech. | 1 | 522 | 178 | 700 | 75 |
| 3 | VSB Engineering College, Karudayampalayam | 1 | 1916 | 925 | 2841 | 227 |
| 4 | Arulmurugan Polytechnic, Thennilai | 1 | 1043 | 96 | 1139 | 63 |
| 5 | Chettinad college of Engg.& Tech. | 1 | 923 | 535 | 1458 | 157 |
| 6 | Sri Aurobindo College of Nursing | 1 | 15 | 163 | 178 | 14 |
| 7 | Sakthi College of Nursing | 1 | 26 | 175 | 201 | 18 |
| 8 | Cheran College of Engineering, Karur | 1 | 355 | 160 | 515 | 65 |
| 9 | N.S.N College of Engineering, Karur | 1 | 817 | 411 | 1228 | 110 |
| 10 | Arasu College of Education for Women, Manmangalam | 1 | 0 | 100 | 100 | 11 |
| 11 | Pon Kaliyamman College of Engineering, Manmangalam | 1 | 12 | 88 | 100 | 11 |
| 12 | M.Kumarasamy College of Education | 1 | 8 | 92 | 100 | 11 |
| 13 | Rasama College of Education, Vettamangalam | 1 | 22 | 113 | 135 | 13 |
| 14 | Cheran College of Education, Karur | 1 | 26 | 74 | 100 | 9 |
| 15 | Kaliammal College of Education, Pavithram. | 1 | 40 | 95 | 135 | 10 |
| 16 | Aasee College of Education, Pavithram. | 1 | 20 | 80 | 100 | 8 |

Source: Concerned Institutions

11.4 COLLEGE FOR SPECIAL EDUCATION, STUDENTS AND TEACHERS.

Year: 2014-15

| Sl.No. | Name of the Institutions | No.of Institutions | Students | | | Teacher s |
|--------|--------------------------|--------------------|----------|-------|-------|-----------|
| | | | Boys | Girls | Total | |
| (1) | (2) | (3) | (4) | (5) | (6) | (7) |
| | - Nil - | - | - | - | - | - |

Source: Respective Head of Department

11.5 SCHOOLS FOR GENERAL EDUCATION, STUDENTS AND TEACHERS

Year: 2014-15

| Sl. No. | Name of Institutions | No. of Institutions | Students | | | Teachers |
|---------|-----------------------------|---------------------|----------|-------|--------|----------|
| | | | Boys | Girls | Total | |
| (1) | (2) | (3) | (4) | (5) | (6) | (7) |
| 1. | Hr. Secondary | 78 | 26760 | 27262 | 54022 | 2235 |
| 2. | Marti. Hr. Secondary School | 27 | 17995 | 14619 | 32614 | 1386 |
| 3. | Matric. High School | 28 | 6683 | 5697 | 12380 | 629 |
| 4. | High School | 64 | 6632 | 3682 | 13014 | 741 |
| 5. | Middle School | 188 | 13848 | 13745 | 27593 | 1504 |
| 6. | Primary School | 576 | 13368 | 14303 | 27671 | 1432 |
| 7. | Nursery School | 82 | 6066 | 4988 | 11054 | 751 |
| 8. | ICSE, School | 1 | 829 | 785 | 1614 | 54 |
| | Total | 1044 | 92181 | 87781 | 179962 | 8732 |

Source: CEO,SSA, KARUR.

11.6 SCHOOLS FOR PROFESSIONAL EDUCATION, STUDENTS AND TEACHERS

Year: 2014-15

| Sl. No. (1) | Name of the Institution (2) | No. of the Institutions (3) | Students | | | Teachers (7) |
|-------------|---|-----------------------------|----------|-----------|-----------|--------------|
| | | | Boys (4) | Girls (5) | Total (6) | |
| 1. | Govt. Teacher Training Institute for Women Chinnadharapuram | 1 | - | 40 | 40 | 2 |
| 2. | Govt. Teacher Training Institute , Mayanur | 1 | 5 | 133 | 138 | 21 |
| 3. | Sri Aurobindo School of Nursing | 1 | - | 40 | 40 | 19 |

Source: Concerned Institution

11.7 SCHOOLS FOR SPECIAL EDUCATION, STUDENTS AND TEACHERS

Year: 2014-15

| Sl. No. | Name of the Institution | No. of the Institution | Students | | | Teachers |
|---------|-------------------------|------------------------|----------|-------|-------|----------|
| | | | Boys | Girls | Total | |
| 1 | | | | | | |
| 1 | Anbalayam Deaf & Dumb | 1 | 24 | 8 | 32 | 3 |
| 2 | DCC Centers | 4 | 52 | 28 | 80 | 4 |
| 3 | IEDC Center | 3 | 45 | 21 | 66 | 3 |

Source: Concerned Institution & CEO,SSA.,

11.8 INSTITUTIONS FOR OTHER PROFESSIONAL EDUCATION, STUDENTS AND TEACHERS

Year: 2014-15

| Sl. No | Name of the Institution | No. of Institutions | Students | | | Teachers |
|--------|-------------------------|---------------------|----------|-------|-------|----------|
| | | | Boys | Girls | Total | |
| 1. | Siddhartha Private ITI | 1 | 51 | 33 | 84 | 7 |
| 2. | Govt. Music School | 1 | 27 | 6 | 33 | 8 |

Source: Respective Heads of Department

11.9 COMPUTER TRAINING CENTRES

Year: 2014-15

| Name of the Block / Municipalities | No. of Computer Training Centers |
|------------------------------------|----------------------------------|
| (1) | (2) |
| KARUR MUNICIPALITY | 35 |
| KILITHALAI MUNICIPALITY | 15 |
| KARUR | 10 |
| THANTHONI | 12 |
| ARAVAKURICHI | 4 |
| K. PARAMATHI | 3 |
| KULITHALAI | 6 |
| THOGAMALAI | 3 |
| K.R. PURAM | 2 |
| KADAVUR | 2 |

Source: Concerned Centers

11.10 HOSTELS AND INMATES BY COMMUNITY

Year: 2014-15

| No. of Hostels | | | | | | | | | | | |
|-----------------|----|----|-----------------|----|----|--|----|----|----------------|----|----|
| Scheduled Caste | | | Scheduled Tribe | | | Most Backward Class and Denotified Communities | | | Backward Class | | |
| B | G. | T. | B. | G. | T. | B. | G. | T. | B. | G. | T. |
| 11 | 8 | 19 | - | - | - | 3 | 3 | 6 | 7 | 4 | 11 |

11.10 Contd ...

| No. of Inmates | | | | | | | | | | | |
|-----------------|-----|------|-----------------|----|----|--|-----|-----|----------------|-----|-----|
| Scheduled Caste | | | Scheduled Tribe | | | Most Backward Class and Denotified Communities | | | Backward Class | | |
| B. | G. | T. | B. | G. | T. | B. | G. | T. | B. | G. | T. |
| 606 | 411 | 1017 | 12 | 0 | 12 | 182 | 213 | 395 | 346 | 243 | 589 |

B. Boys G. Girls T. Total

Source: District of Adi -Dravidar and Tribal Welfare Officer & District Backward Classes Officer

11.11 SCHOLARSHIPS TO STUDENTS BY COMMUNITY

Year: 2014 - 15

| Scheduled Caste | | /Scheduled Tribe | | Denotified Communities/Most Backward Classes | | Backward Classes | |
|-------------------------|---------------------|-------------------------|---------------------|--|--------------------------|-------------------------|--------------------------|
| No.of Beneficiaries (1) | Amount (in Rs) (2) | No.of Beneficiaries (3) | Amount (in Rs) (4) | No.of Beneficiaries (5) | Amount (Rs.in Lakhs) (6) | No.of Beneficiaries (7) | Amount (Rs.in Lakhs) (8) |
| 13740 | 10280014 | - | - | - | - | - | - |

Source: Concerned District Office

12. FISHERIES

12.1 FISHERIES DEVELOPMENT

Year: 2014-15

1. Area:
- a. Total Coastal Line of the District : --
 - b. i. Total Inland Fresh Waterspread Area : 3857.08 Hectares
 - ii. Estuaries and Brackish Water Area : --
 - c. Marine Fishing Villages --

| 2. Fish Production: | Item | Quantity (Tonne) | Value (Rs.in lakhs) |
|---------------------|------|---------------------|------------------------|
| | | 4.05 | 5.26 |

3 Fisheries Development

- a. Freezing plants Nil
- b. Iceplants, Cold storages and walk in coolers Nil
- c. Sea food manufacturing Units in private sector Nil
- d. Fisheries Training centre Nil
- e. i. Marine Nil
- ii. Inland
- f. Fishing Vessels (coracles) Nil
- g. Active Marine Fishermen - Nil
- h. Active Inland Fishermen - 570

4. Export

Fish and Fish Products:

Export:

- a. Quantity (Tonne) Nil
- b. Value (Rs.in lakhs)

Source: Inspector of Fisheries, Karur.

12.2 ESTIMATED MARINE FISH PRODUCTION / INLAND FISH PRODUCTION

Year: 2014-15

| Sl.No. (1) | District (2) | Quantity (Tonne) (3) | Value (Rs. In lakhs) (4) |
|---------------|-----------------|-------------------------|-----------------------------|
| 1 | Karur | 4.05 | 5.26 lakhs |

Source: Inspector of Fisheries, Karur

12.3 NO. OF FAMILIES ENGAGED IN FISHING

Year: 2014-15

| Sl.No. (1) | Name of the Block (2) | No. of Families engaged (3) |
|---------------|--------------------------|--------------------------------|
| 1. | Karur & Aravakuruchi | 200 |
| 2. | Kulithalai & K R Puram | 150 |
| Total | | 350 |

Source: Inspector of Fisheries, Karur

13. HANDLOOM

13.1 NO.OF FOCAL CENTRES AND LOCATION DETAILS

Year: 2014-15

| SL.NO. | NO. OF FOCAL CENTRES | NAME / LOCATION OF THE FOCAL CENTRES |
|--------|----------------------|--|
| 1. | 6 | 1) KARUR (2) KATTIPALAYAM (3) KODANTHUR (NORTH) (4) PARAMATHI (5) NANJAKALAKURICHI (6) ELAVANUR |
| 2. | 1 | THOGAMALAI |
| 3. | 2 | THANNEER PALLI KULITHALAI |

Source: Department of Economics & Statistics, Chennai

13.2 NO. OF SOCIETIES & VARIETYWISE PRODUCTION

Year: 2014-15

| No. of Societies | Cotton | | Silk | | Artsilk | | Mixture of Artsilk & Cotton | | Polyester | |
|------------------|-----------------|----------------------|-----------------|----------------------|-----------------|----------------------|-----------------------------|----------------------|-----------------|----------------------|
| | Length in Meter | Value (Rs. In '000') | Length in Meter | Value (Rs. In '000') | Length in Meter | Value (Rs. In '000') | Length in Meter | Value (Rs. in '000') | Length in Meter | Value (Rs. In '000') |
| (1) | (2) | (3) | (4) | (5) | (6) | (7) | (8) | (9) | (10) | (11) |
| 55 | 13,61,000 | 1,13,469 | - | - | - | - | - | - | - | - |

Source: Asst. Director, Handlooms, Karur

13.3 NO. OF POWER LOOMS & EMPLOYEES WORKING

Year: 2014-15

| Sl. No | Name of Taluk | Powerlooms | No. of Employees working |
|--------|------------------|------------|--------------------------|
| 1 | Karur | 641 | 1079 |
| 2 | Aravakurichi | 760 | 2465 |
| 3 | Kulithalai | 4 | 4 |
| 4 | Krishnarayapuram | 92 | 206 |
| | Total | 1497 | 3754 |

Source: Asst. Director, Handlooms, Karur

13.4 NO. OF FAMILIES ENGAGED

Year: 2014-15

| SINo. | Name of the Block/Municipalities | No. of the families engaged in | |
|-------|----------------------------------|--------------------------------|------------|
| | | Handlooms | Powerlooms |
| 1. | KARUR | 2351 | 360 |
| 2. | THANTHONI | 400 | 50 |
| 3. | ARAVAKURICHI | 1758 | 870 |
| 4. | K. PARAMATHI | 510 | 126 |
| 5. | KULITHALAI | 433 | 4 |
| 6. | THOGAMALAI | 200 | - |
| 7. | K.R. PURAM | 1407 | 110 |
| 8. | KADAVUR | 50 | - |

Source: Asst. Director, Handlooms, Karur

14.KHADI AND VILLAGE INDUSTRIES

14.1 NAME & ADDRESS OF KHADI CENTRES

Year: 2014-15

| Sl.No. (1) | Name of the Block / Municipalities (2) | Name & Address of the Khadi centres (3) |
|---------------|--|---|
| 1. | Karur Municipality | 1. Main Production Centre; Vangapalayam 2. Jawadhu Production Centre and Sambiran Production |
| 2. | K. Paramathi (Pt. Union) | Khadi Sub-Centre, Thennilai |
| 3. | K. Paramathi (Pt. Union) | Khadi Sub-Centre, Thoddampatty |
| 4. | Aravakurichi (Pt. Union) | Khadi Sub-Centre, Aravakurichi |

Source: A.D.Khadi and village Industries

14.2 ARTICLES AVAILABLE IN KHADI CENTRES

Year: 2014-15

| Sl.No. (1) | Name of the Handicrafts (2) | Articles available in the Khadi centres (3) |
|---------------|---------------------------------|---|
| 1 | Main Production Centre Karur | Khadi & Polyester Cloths |
| 2 | Khathi Sub Centre, Thennilai | Khadi & Polyester Cloths |
| 3 | Khathi Sub Centre, Aravakurichi | Khadi & Polyester Cloths |

14.3 VALUE OF ARTICLES PRODUCED

Year: 2014-15

| SL.NO (1) | Name of the Khadi (2) | Value of the articles Produced (Rs. lakhs) (3) | Value of the articles sold (Rs. lakhs) (4) |
|--------------|-----------------------------|---|---|
| 1 | Khadi | 63.92 | 41.83 |
| 2 | Village Industries Products | - | 26.55 |

15. HEALTH & FAMILY WELFARE

15.1 HOSPITALS, DISPENSARIES BED STRENGTH, DOCTORS AND NURSES

Year: 2014-15

| Classification (1) | Modern Medicine (2) | Indian Medicine | | | | | Homoeo pathy (8) | Grand Total (9) |
|--------------------------------------|-------------------------------|--------------------------|-------------------|------------------|--|------------------|----------------------------|---------------------------|
| | | Ayur vedic (3) | Siddha (4) | Unani (5) | Natural Life Style Medicine (6) | Total (7) | | |
| 1. Hospitals | 7 | - | - | - | 1 | 1 | 1 | 9 |
| 2. Dispensaries | - | - | - | - | - | -- | - | - |
| 3. Primary Health Centres | 32 | - | - | - | - | - | - | 32 |
| 4. Health Sub Centres | 159 | - | - | - | - | - | - | 159 |
| 5. Other Medicals Institutions | - | - | - | - | - | - | - | - |
| 6. Bed Strength (31 PHC) | 671 | - | - | - | - | - | - | 671 |
| 7. Number of Doctors | 109 | - | 7 | - | 1 | 8 | 1 | 118 |
| 8. Number of Nurses | 128 | - | - | - | - | - | - | 128 |

Source: Respective District Heads of Departments
 *Attached to Taluk Hospitals and Dist. HQ Hospitals
 @Attached to Allopathi PHCs

15.2 NO.OF ALLIED PATHOLOGICAL UNITS AVAILABLE

Year: 2014-15

| Sl.No. | Name of the Block/Municipality | No. of Pathological Units |
|--------|--------------------------------|---------------------------|
| 1 | Karur District | - |

Source: District Medical Officer

15.3 DISEASEWISE PATIENTS TREATED

Year: 2014-15

| Name of the Disease | No.of patients treated | |
|--|------------------------|------------|
| | Out patient | In patient |
| Respiratory System, Bones & Joints, Streptoceal throat,Avit aminosis deficiency status,Anemias,Asthma, Eye disease, Ulcer, Skin disease, Heart disease, Respiratory infection & Other diseases | 914484 | 124212 |

Source: J.D. Health service

Note: Disease wise patients Treated not available

15.4 DISTRIBUTION OF MEDICAL PERSONNEL

Year: 2014-15

| No. of Doctors (1) | No. of Nurses (2) | No. of Technical Normal (3) | ANM (4) | Matanity Assistant (5) | Health Visitor (6) |
|-----------------------|----------------------|--------------------------------|------------|---------------------------|-----------------------|
| 118 | 128 | 69 | 12 | 11 | 7 |

Source: J.D. Health service

15.5 PROGRESS OF FAMILY WELFARE PROGRAM

Year: 2014-15

| Sl. No | Name of the District | Sterilization | | IUD | | Users of conventional contraceptives | | Users of oral pills | |
|--------|----------------------|---------------|-------------|--------|-------------|--------------------------------------|-------------|---------------------|-------------|
| | | Target | Achievement | Target | Achievement | Target | Achievement | Target | Achievement |
| (1) | (2) | (3) | (4) | (5) | (6) | (7) | (8) | (9) | (10) |
| | KARUR | 4600 | 3882 | 6500 | 6140 | 3400 | 1513 | 3700 | 400 |

Source: J.D. Health service

16. HOUSING

16.1 PLAN SANCTIONED, BUILDING COMPLETED

UNDER PRIVATE SECTOR

Year: 2014-15

| Sl.No (1) | Name of the Town Panchayat / Municipalities / Corporations (2) | Room Unit Size (3) | Private Sector (4) |
|--------------|--|---------------------------------|--------------------------|
| 1. | Karur Municipality | Under different unit size | 512 |
| 2. | Kulithalai Municipality | | 43 |
| 3. | Punjaipugalur Town Panchayat | | 147 |
| 4. | P.Thottakurichi Town Panchayat | | 24 |
| 5. | Kagithapuram Town Panchayat | | 29 |
| 6. | Puliyur Town Panchayat | | 63 |
| 7. | Uppidamangalam Town Panchayat | | 45 |
| 8. | Pallapatti Town Panchayat | | 165 |
| 9. | Aravakurichi Town Panchayat | | 91 |
| 10. | Maruthur Town Panchayat | | 16 |
| 11. | Nangavaram Town Panchayat | | 45 |
| 12. | Palaya Jeyamkondam Town Panchayat | | 37 |
| 13. | Krishnarayapuram Town Panchayat | | 62 |
| | TOTAL | | 1279 |

Source: Directorate of Economics & Statistics

16.2 PLANS SANCTIONED, BUILDINGS COMPLETED
UNDER PUBLIC SECTOR

Year: 2014-15

| Sl.No. (1) | Name of the Panchayat Union (2) | Room Unit size (3) | Plans sanctioned (4) |
|---------------|------------------------------------|---------------------------------|-------------------------|
| 1. | Karur Municipality | Under different unit size | - |
| 2. | Kulithalai Municipality | | - |
| 3. | Karur P.U. | | 36 |
| 4. | Thanthoni P.U. | | 17 |
| 5. | Aravakurichi P.U. | | 36 |
| 6. | K.Paramathi P.U. | | 51 |
| 7. | Kulithalai P.U | | 50 |
| 8. | Thogamalai P.U | | 44 |
| 9. | K.R.Puram P.U | | 44 |
| 10. | Kadavur P.U | | 57 |
| 11. | TNPL Kakithapuram | | 21 |
| 12 | PWD | | 108 |

Source: E.E. PWD (Buildings) Karur and all Panchayat unions

**16.3 AMOUNT INVESTED IN HOUSING AND BUILDING ACTIVITY
UNDER PUBLIC SECTOR**

Year: 2014-15

| Municipality / Panchayat union | Residential Rs.in '000' | Percent age to total | Non- Residential Rs.in '000' | Percentage to total | Total Rs.in '000' |
|-----------------------------------|----------------------------|-------------------------|------------------------------------|------------------------|----------------------|
| | (1) | (2) | (3) | (4) | (5) |
| Karur Municipality | - | - | - | - | - |
| Klulithalai Municipality | - | - | - | - | - |
| Karur Panchayat union | 39760 | 86 | 6620 | 14 | 46380 |
| Kulithalai Panchayat union | 72005 | 100 | - | - | 72005 |
| Thanthoni Panchayat union | 2350 | 100 | - | - | 2350 |
| Aravakurichi Panchayat union | 37440 | 100 | - | - | 37440 |
| K.Paramathi Panchayat union | 24970 | 100 | - | - | 24970 |
| Thogamalai Panchayat union | 48060 | 100 | - | - | 48060 |
| Krishnaraya puram Union | 40440 | 100 | - | - | 40440 |
| Kadavur union | 57202 | 64 | 31760 | 36 | 88962 |
| TNPL Kagithapuram | 30525 | 4 | 731692 | 96 | 762217 |
| PWD | - | - | 445460 | 100 | 445460 |

Source: Directorate of Economics & Statistics

16.4 CONSTRUCTION ACTIVITY OF TAMIL NADU HOUSING BOARD

Year: 2014-15

| SL.NO (1) | Name of the Scheme (2) | Number (3) |
|--------------|--|---------------|
| 1. | Low Income Group Housing Schemes Flats | Nil |
| 2. | Middle Income Group Housing Schemes | |
| 3. | Slum Improvements/Clearance Tenaments | |
| 4. | Tamil Nadu Government Rental Housing Flats | |
| 5. | Subsidised Industrial Housing Tenaments | |
| 6. | Fire Proof Tenaments | |
| 7. | Special Low Cost Housing Scheme {EWS} | |
| 8. | Police | |
| 9. | Specify any other HIGH INCOME GROUP | |

Source: A.E.Tamil Nadu Housing Board,Trichi Housing Unit ,Karur

16.5 CONSTRUCTION ACTIVITY OF TAMIL NADU SLUM CLEARANCE BOARD

Year: 2014-15

| Name of the Block | Item | Achievement |
|-------------------|------------------------------------|-------------|
| 1 | Number of Tenements sanctioned for | Nil |
| 2 | construction | Nil |
| 3 | Number of Tenements constructed | Nil |
| 4 | Amount sanctioned (Rs.in lakhs) | Nil |
| 5 | Amount spent (Rs.in lakhs) | Nil |
| 6 | Number of tenements occupied | Nil |
| 7 | Rent received (Rs.in lakhs) | Nil |

Source: Concerned District Head Office

16.6 INDEX NUMBERS OF BUILDINGS COST IN URBAN CENTRES

(1980-81=100)

Year :2014-15

| Sl.No.. | District Urban Centres | Building Index Building materials | Construction cost for building Labour | Other Charges | Combined Index |
|---------|------------------------|-----------------------------------|---------------------------------------|---------------|----------------|
| (1) | (2) | (3) | (4) | (5) | (6) |
| | | NA | | | |

Source: Directorate of Economics & Statistics

16.7 LABOUR CHARGES OF CONSTRUCTION WORKERS

Year: 2014-15

| Charges of Male Construction Workers (1) | Charges of Female Construction Workers (2) |
|---|---|
| Mason Rs. 550/ DAY Carpenter Rs500./ Day | Chittal Rs.250 / Day |

Source: Directorate of Economics & Statistics

17. INDUSTRIES

17.1 RESULTS OF ANNUAL SURVEY OF INDUSTRIES

(FACTORY SECTOR) 2014-15

| Characteristics 1. | Units 2. | Results for all Industries 3. |
|-----------------------|-------------|----------------------------------|
| - | N.A | - |

Source: Directorate of Economics & Statistics

17.2 ESTIMATES OF OUTPUT AND VALUE ADDED BY MANUFACTURE BASED ON ANNUAL SURVEY OF INDUSTRIES

(Rs. In lakhs)

Year: 2014-15

| Industry Group (1) | Description of the Industry (2) | All Employees (3) | Value of output Rs. In lakhs (4) | Value added (5) |
|-----------------------|------------------------------------|----------------------|--|--------------------|
| - | - | - | - | - |

17.3. INDUSTRIAL PRODUCTION

Year: 2014-15

| Sl.No | Name of the Product (1) | | Unit of quantity (2) | Production in Tonnes (3) |
|-------|----------------------------|-----------|-------------------------|-----------------------------|
| 1 | CEMENT | TNPL | M. Tonnes | |
| | | CHETTINAD | M. Tonnes | 1145400 |
| 2 | SUGAR | | M. Tonnes | 42379 |
| 3 | PAPER | | M. Tonnes | 373259 |
| 4 | COTTON YARN | | M. Tonnes | |

Source: Directorate of Economics and Statistics, Chennai-6.

17.4 PRODUCTION AND VALUE OF MAJOR MINERALS

Year: 2014-15

| Name of the District (1) | Name of the Mineral (2) | Quantity (Tonne) (3) | Value (Rs.in '000') (4) |
|-----------------------------|----------------------------|----------------------------|-------------------------------|
| KARUR | Limestone | 658260 | 53508311 |
| | Quartz | 5535 | 868706 |
| | Feldspar | 9810 | 515490 |
| | Magnesite | 8695 | 683175 |

Source: A.D., Mines, Karur.

17.5 PRODUCTION OF HANDLOOM CLOTH

(In 000' Metres)

Year: 2014-15

| Sl.No. (1) | Variety of Cloth (2) | Production('000' Metre) (3) |
|---------------|-------------------------|--------------------------------|
| 1. | BED SHEET | 1025.18 |
| 2. | TOWEL | 129.18 |
| 3. | TABLE CLOTH | - |
| 4. | PLAIN PEACES | 27.61 |
| 5. | PILLOW COVER | 157.87 |
| 6. | DHOTHY | - |
| 7. | SAREES | 21.16 |

Source: A.D. Hand Looms, Karur.

17.6 SMALL SCALE INDUSTRIES

Year: 2014-15

| Sl.No (1) | Classification (2) | Details of Classification (3) | No.of Units (4) |
|--------------|-----------------------|---|--------------------|
| 1 | 1 | Agriculture, Hunting and Related service Activities | 8 |
| 2 | 2 | Forestry,Logging Related Service Activities | 0 |
| 3 | 5 | Fishing Aquaculture and Service Activities incidental to fishing | 0 |
| 4 | 10 | Mining of Goal and Lignite, Extraction of Peat | 0 |
| 5 | | Extraction of Crude Petroleum and Natural Gas, Service Activities incidental to oil and gas | |
| 6 | 12 | Mining of Uranium and Thorium ores | 0 |
| 7 | 13 | Mining of Metal ores | 2 |
| 8 | 14 | Other Minig and Quarrying | 4 |
| 9 | 15 | MFG of food Products and Beverages | 72 |
| 10 | 16 | MFG of Tobacco Products | 0 |
| 11 | 17 | MFG of Textiles | 401 |
| 12 | 18 | MFG of Wearing Apparel Dressing and Dyeing of fur | 211 |
| 13 | 19 | MFG of Leather &: Leather Products | 3 |
| 14 | 20 | MFG of Wood and Wood Products | 8 |
| 15 | 21 | MFG of Paper and Paper Products | 17 |
| 16 | 22 | Publishing, Printing & Reproduction of Recorded Media | 21 |
| 17 | 23 | MFG of Coke & Refined Petroleum Products and Nuclear Fuel | 1 |
| 18 | 24 | Mfg of Chemical and Chemical Products | 16 |
| 19 | 25 | Mfg of rubber and Plastic Products | 30 |
| 20 | 26 | Mfg of other Non-Metallic Mineral Products | 33 |
| 21 | 27 | Mfg of Basic Metals | 8 |
| 22 | 28 | Mfg. of Fabricated Metal Products | 59 |
| 23 | 29 | Mfg. of Machinery and Equipements | 46 |
| 24 | 30 | Mfg of office , Eccounting & Computing Machinery | 1 |
| 25 | 31 | Mfg of electrical machinery and apparatus NEC | 8 |
| 26 | 32 | Mfg of radio,Television and Communication equipement and Apparatus | 5 |
| 27 | 33 | Mfg of Medical,Precision and optical Instruments,Watches and Clocks | 4 |
| 28 | 34 | Mfg of Motor Vehicles,Trailers and Semi-Traiers | 17 |
| 29 | 35 | Mfg of other Transport Equipment | 0 |
| 30 | 36 | Mfg of Furniture Manufacturing NEC | 16 |
| 31 | 37 | Recycling | 2 |
| 32 | 40 | Electricity,Gas,Stream and water | 1 |
| 33 | 41 | Collection,Purification and Distribution of Water | 0 |

| Sl.No (1) | Classification (2) | Details of Classification (3) | No.of Units (4) |
|--------------|-----------------------|--|--------------------|
| 34 | 45 | Construction | 2 |
| 35 | 50 | Repair & Maintainance of Motor Vehicles,Retail sale of Automotive fuel | 13 |
| 36 | 51 | Wholesale of Trade and Commission Trade | 86 |
| 37 | 52 | Repair & Maintenance of Personal and Household Goods Retail Trade | 57 |
| 38 | 55 | Hotel and Restaurents | 5 |
| 39 | 60 | Land Transport via Pipelines | 19 |
| 40 | 61 | Water Transport | 0 |
| 41 | 62 | Air Transport | 0 |
| 42 | 63 | Supporting and auxillary Transport and Travel Agent Activities | 1 |
| 43 | 64 | Post and Telecommunication | 3 |
| 44 | 65 | Financial Intermediation,Expect Insurance and Pension Funding | 9 |
| 45 | 66 | Insurance and Pension Funding Expect CompulsorySocial Security | 0 |
| 46 | 67 | Activities Auxillary to Financial intermediation | 0 |
| 47 | 70 | Real Estate Activities | 7 |
| 48 | 71 | Rending of Machinery and Equipment Without Operator and personal and household Goods | 1 |
| 49 | 72 | Computer and Related Activities | 54 |
| 50 | 73 | Research and Development | 0 |
| 51 | 74 | Other business activities | 68 |
| 52 | 75 | Public Administration and Defence Compulsory social Security | 4 |
| 53 | 80 | Education | 3 |
| 54 | 85 | Health and social Work | 13 |
| 55 | 90 | Sewage and refuse Diaposal,Sanitation and similar activities | 0 |
| 56 | 91 | Activities of Mempership Organisation N.E.C | 0 |
| 57 | 92 | Recreational,Cultural and sport Activities | 0 |
| 58 | 93 | Other Service activities | 20 |
| 59 | 95 | Activities of Private Households as Employers of domestic Staffs | 0 |
| 60 | 96 | Undifferentiated goods Producing activites of Private Households of own use | 0 |
| 61 | 97 | Undifferentiated Service Producing activites of Private Households of own use | 49 |
| 62 | 99 | Extra Territorial Organisation and Bodies | 0 |
| | | Total | 1408 |

Source: District Industries and Commerce Office.

17.7 . KHADI AND VILLAGE INDUSTRIES

Year: 2014-15

| Sl.No. and Industry (1) | Production (Rs. In lakhs) (2) | Sales (Rupees in lakhs) (3) | Employments (4) | Earnings (Rs. In lakhs) (5) |
|-------------------------|-------------------------------|-----------------------------|-----------------|-----------------------------|
| Khadi | 63.92 | 41.83 | 44 | 26 Lakhs |
| Village Industries | - | 26.55 | - | - |

Source: A.D. Khadi and Village Industries

17.8 NO.OF PHOTO COPY (XEROX) CENTRES

Year: 2014-15

| Sl.No. (1) | Name of the Block / Municipality (2) | No. of Xerox Centers (3) |
|------------|--------------------------------------|--------------------------|
| 1. | KARUR MUNICIPALITY | 35 |
| 2. | KULITHALAI MUNICIPALITY | 12 |
| 3. | KARUR BL. | 22 |
| 4. | THANTHONI BL. | 12 |
| 5. | ARAVAKURICHI BL. | 16 |
| 6. | THOGAMALAI | 8 |
| 7. | KULITHALAI | 12 |
| 8. | K. PARAMTHI | 11 |
| 9. | K.R. PURAM | 13 |
| 10. | KADAVUR | 12 |

Source: Concerned Institutions

18. FACTORIES

18.1 REGISTERED AND WORKING FACTORIES

Year: 2014-15

| Sl.No. (1) | Item (2) | Numbers (3) |
|---------------|--|----------------|
| 1. | Factories on the Registered at the beginning of the year | 896 |
| 2. | Factories added during the year | 44 |
| 3. | Factories removed during the year | 2 |
| 4. | Factories on the register at the end of the year | 938 |
| 5. | Number of working factories | 616 |
| 6. | Number of Workers | 42690 |

Source: Deputy Director, Industrial safety and Health, Karur

18.2 EMPLOYMENT IN WORKING FACTORIES

Year: 2014-15

| S.No. (1) | Item (Industries code) (2) | Numbers (3) |
|--------------|-------------------------------|----------------|
| 1. | 10-15 | 484 |
| 2. | 16-20 | 44 |
| 3. | 21-25 | 24 |
| 4. | 26-30 | 42 |
| 5. | 31-35 | 1 |
| 6. | 36-40 | - |
| 7. | 41-45 | 17 |
| 8. | 46-50 | 4 |
| 9. | 51-55 | - |
| 10. | 56-60 | - |
| | TOTAL | 616 |

Source: Deputy Director, Industrial safety and Health, Karur

18.3 UNIONS: INDUSTRIAL DISPUTES BY STRIKES AND LOCKOUTS GHERAOS

Year: 2014-15

| Sl.No. (1) | Items (2) | Numbers (3) |
|---------------|-----------------------------------|----------------|
| 1. | Number of Registered Trade Unions | 176 |
| 2. | Strike: | |
| | a. Number of Strikes | - |
| | b. Number of Workers Involved | - |
| | c. Number of Mandays Lost | - |
| 3. | Lockouts: | |
| | a. Number of Lockouts | Nil |
| | b. Number of workers involved | Nil |
| | c. Number of Mandays Lost | Nil |
| 4. | Gheros: | |
| | a. Number | Nil |
| | b. Workers involved | Nil |
| | Man days Lost | Nil |

Source: Asst. Commissioner of Labour, Dindigul

19. LOCAL BODIES

19.1 MUNICIPAL BODIES AREA AND POPULATION BY GRADES

(As on 31st March)

Year: 2014-15

| Sl.No (1) | Classification of Municipal Bodies (2) | Number (3) | Area (Sq.Km.) (4) | Population (In '000') (5) |
|--------------|--|---------------|-------------------------|---------------------------------|
| 1. | Corporations | - | - | - |
| 2. | Special Grade | 1 | 24.17 | 215 |
| 3. | Selection Grade | | | |
| 4. | First Grade | - | - | - |
| 5. | Second Grade | 1 | 11.61 | 26 |
| 6. | Third Grade | - | - | - |
| 7. | Township Committee | - | - | - |

Source: Area and Population are as per Census 2011

19.2 MUNICIPAL BODIES BY TALUKS

Year: 2014-15

| Sl. No. | Taluk | Corporations | Grade of Municipal Councils | | | | | Town Panchayat |
|---------|--------------|--------------|-----------------------------|-----------|-------|----------|----------|----------------|
| | | | Special | Selection | First | Second | Third | |
| (1) | (2) | (3) | (4) | (5) | (6) | (7) | (8) | (9) |
| 1. | Karur | - | 1 | - | - | - | - | 2 |
| 2. | Aravakurichi | - | - | - | - | - | - | 2 |
| 3. | Kulithalai | - | - | - | - | 1 | - | 2 |
| 4. | K.R.Puram | - | - | - | - | - | - | 2 |
| 5. | Kadavur | - | - | - | - | - | - | - |
| 6. | Manmangalam | - | - | - | - | - | - | 3 |
| | TOTAL | | 1 | | | 1 | - | 11 |

Source: Municipalities & Town Panchayats

19.3 PANCHAYAT UNIONS, VILLAGE PANCHAYATS/TOWN PANCHAYATS

Year: 2014-15

| Sl.No | Village Panchayat + Town Panchayat | Development Districts | Panchayat Union | Village Panchayats | Town Panchayats |
|-------|------------------------------------|-----------------------|-----------------|--------------------|-----------------|
| (1) | (2) | (3) | (4) | (5) | (6) |
| 1 | 168 | 1 | 8 | 157 | 11 |

Source: District Rural Development Office.

19.4 REVENUE DIVISIONS, TALUKS, FIRKAS AND REVENUE VILLAGES

Year: 2014-15

| Sl.No. | Revenue Divisions | Revenue Taluks | Revenue Firkas | Revenue Villages |
|--------|-------------------|-------------------|----------------|------------------|
| (1) | (2) | (3) | (4) | (5) |
| 1. | KARUR | KARUR | 3 | 22 |
| | | ARAVKURICHI | 5 | 58 |
| | | MANMANGALAM | 4 | 30 |
| 2. | KULITHALAI | KULITHALAI | 3 | 45 |
| | | KRISHNARAYA PURAM | 3 | 25 |
| | | KADAVUR | 2 | 23 |
| Total | 2 | 6 | 20 | 203 |

Source: District Revenue Officer, Karur.

19.5 TAX COLLECTED BY CORPORATION / MUNICIPALITY / PANCHAYAT UNION /
TOWNPANCHAYAT / VILLAGE PANCHAYAT

Year: 2014-15

(Rs.lakhs)

| Item | Corporation | Municipality | Panchayat Union | Town Panchayat | Village Panchayat |
|------------------|-------------|--------------|-----------------|----------------|-------------------|
| Property Tax | - | - | - | - | 4145295 |
| Professional Tax | - | - | - | - | 1776001 |
| Others | - | - | - | - | 3546585 |

20. LABOUR AND EMPLOYMENT

20.1 NO.OF PERSONS REGISTERED DURING THE YEAR AND TOTAL NO.OF PERSONS
WAITING UPTO THE END OF THE YEAR AS PER LIVE REGISTER

Year: 2014-15

| Sl.No. | Type of Employment Exchange | No. of Persons registered during the year | Total No. of persons waiting up to the end of the year |
|--------|--------------------------------|---|--|
| (1) | (2) | (3) | (4) |
| 1. | Dist. Employment Office, Karur | 22442 | 118012 |

Source: District Employment Exchange

20.2 NO.OF PLACEMENTS DURING AND UPTO THE END OF THE YEAR

Year: 2014-15

| Sl.No. | Type of Employment Exchanges | Placements during the year | Placements up to the year |
|--------|--------------------------------|----------------------------|---------------------------|
| (1) | (2) | (3) | (4) |
| 1. | Dist. Employment Office, Karur | 162 | 238 |

Source: District Employment Exchange

21. LEGAL SERVICES

21.1 JUDICIAL DIVISION AND ORIGINAL JURISDICTION

Year: 2014-15

| Sl.No. (1) | Item (2) | Number (3) |
|---------------|---|---------------|
| 1. | District and Sessions Court | 2 |
| 2 | Chief Judicial Magistrate Court | 1 |
| 3 | Subordinate Judge's Court | 2 |
| 4. | Additional Subordinate Judge's Court | 3 |
| 5. | District Munsiff Court – Karur District . (Upto 100000 Value) | 2 |
| 6. | Addl. Dist. Munsiff Court – Karur Tk. | 1 |
| 7. | Judicial Magistrate Court I | 2 |
| 8. | Judicial Magistrate Court 11 | 2 |

Source: District Court, Karur.

21.2 RESULTS OF CIVIL AND REVENUE CASES IN THE COURTS OF ORIGINAL JURISDICTION CIVIL SUITS REGULAR

Year: 2014-15

| Sl. No | Item (1) Nature of Cases | Item(2) Disposal |
|--------|-----------------------------|---------------------|
| 1. | O.S | 1629 |
| 2. | A .S | 104 |
| 3. | MCOP | 1142 |
| 4. | Civil Miscellaneous Appeals | 28 |
| 5. | Other OP | 64 |
| 6. | EP | 556 |
| 7. | Sessions cases | 131 |
| 8. | Criminal Appeal | 31 |
| 9. | Criminal Revision | 32 |
| 10. | Insolvency Cases | 57 |

Source: District Court, Karur.

**21.3 NATURE OF FREE LEGAL AVAILABLE AND NO.OF BENEFICIARIES, NO.OF CASES
DISPOSED OF IN LOK ADALAT DURING THE YEAR**

Year: 2014-15

| Sl. No | Nature of free legal available (1) | No.of Beneficiaries (2) | No.of cases disposed of in Lok Adalat (3) |
|--------|---------------------------------------|----------------------------|--|
| 1 | Civil | 432 | 186 |
| 2 | M C O P | 800 | 475 |
| 3 | H M O P | 6 | 3 |
| 4 | Maintenance | 42 | 21 |
| 5 | Bank Cases | 4000 | 3071 |
| 6 | Criminal- Cheque case | 21100 | 20974 |
| | Total | 26380 | 24730 |

Source: District Court, Karur.

21.4 NO.OF ADVOCATES PRACTICING IN COURTS

Year: 2014-15

| Sl.No. (1) | Name of the Court (2) | No.of Advocates Practicing (3) |
|---------------|-----------------------------------|--|
| 1. | District & Sessions Court | Karur- 560 Kulithalai- 162 ----- TOTAL - 722 ----- |
| 2. | Chief Judicial Magistrate Court | |
| 3. | Subordinate Judges Court | |
| 4. | Judicial Magistrate Court 1 | |
| 5. | Judicial Magistrate Court 11 | |
| 6. | Principal District Munisif Court | |
| 7. | Additional District Munisif Court | |

Source: District Court, Karur.

22. LIBRARIES

22.1 LIST OF HEAD AND BRANCH LIBRARIES IN THE DISTRICT ALL THE DETAILS OF MEMBERS, AVAILABLE AND READERS.

Year: 2014-15

| Name of the Branch | Numbers | No of Books Available | Numbers of Members | Numbers of Readers |
|--------------------------|-----------|-----------------------|--------------------|--------------------|
| District Central Library | 1 | 105411 | 18629 | 71058 |
| Branch Library | 34 | 745588 | 69569 | 652925 |
| Village Library | 54 | 460055 | 47595 | 703590 |
| Part Time Library | 7 | - | 2034 | 50110 |
| Total | 96 | 1311054 | 137829 | 1477683 |

Source: District Library Officer, Karur.

22.2 NUMBER OF LIBRARIES HOUSED IN GOVERNMENT BUILDING / RENTAL BUILDING.

Year: 2014-15

| Government Building | Rental Building | Rent free |
|---------------------|-----------------|-----------|
| 26 | 8 | 62 |

Source: District Library Officer, Karur.

22.3 NUMBER OF READING ROOMS

Year: 2014-15

| SI No | Name of the Block | Name of the Libraries | No of reading Rooms |
|-------|-------------------------|--|---------------------|
| 1. | | Dist Central Library | 1 |
| | | Branch Library | 2 |
| 2. | Kulithalai Municipality | Branch Library | 1 |
| 3. | Karur Block | Branch Library | 30 |
| 4. | Thanthoni Block | Branch Lib, Village Lib& Part time Lib | 9 |
| 5. | Aravakurichi Block | Branch Lib& Part time Lib | 8 |
| 6. | K.Paramathi Block | Branch Lib & Village Lib | 6 |
| 7. | Kulithalai Block | Branch Lib & Village Lib | 13 |
| 8. | Thogamalai | Branch Lib & Village Lib | 7 |
| 9. | Kadavur Block | Branch Lib, Village Lib& Part time Lib | 5 |
| 10. | K.R.Puram Block | Branch Lib& Village Lib | 14 |
| | | Total | 96 |

Source: District Library Officer, Karur.

23. MINING AND QUARRYING

23.1 NUMBER OF MINING AND QUARRYING UNITS IN THE DISTRICT

Year: 2014-15

| Sl.No | Name of the Taluk | Number of Mining and Quarrying |
|-------|--------------------|--------------------------------|
| 1 | Karur Taluk | 36 |
| 2 | Aravakurichi Taluk | 201 |
| 3 | Kulithalai Taluk | 75 |
| 4 | K.R.Puram Taluk | 22 |
| 5. | Kadavur Taluk | 07 |
| | Total | 341 |

Source: Assist Director of Mines, Karur.

23.2 CLASSIFICATION – WISE PRODUCTION

Year: 2014-15

| Sl.No | Name of the Minerals | Production (in Tonnes) |
|-------|----------------------|--------------------------|
| 1 | LIMESTONE | 658260 |
| 2 | SAND | 0 |
| 3 | QUARTZ | 5535 |
| 4 | FELDSPAR | 9810 |
| 5 | GRANITES | 45105.678 |
| 6 | ROUGH STONE | 1192155 |
| 7 | MAGNESITE | 8595 |

Source: Assist Director of Mines, Karur.

24. MANUFACTURING SECTOR

24.1 NUMBER OF FOOD AND ALLIED MANUFACTURING UNITS IN THE DISTRICT.

Year: 2014-15

| Industry Group | Name of the Block | Description of the industry | No. of Units |
|----------------|-------------------|-----------------------------|--------------|
| (1) | (2) | (3) | (4) |
| Food | Karur | sweets | 4 |
| Milk | Karur | Milk cream | 4 |
| Milk | Thanthoni | Milk chilling | 4 |
| Food | K.Paramthi | Masala | 2 |
| Oil | K,Paramthi | Refined Edible oil | 7 |
| Milk | K,Paramthi | Candy ice | 6 |
| Milk | K,Paramthi | Ghee Butter making | 2 |
| Food | K,R.uram | Manufacture of Gherkins | 27 |

Source: Concerned Factory

24.2 NON-FOOD MANUFACTURING UNITS IN THE DISTRICT.

Year: 2014-15

| Industry Group | Name of the Block | Description of the industry |
|----------------|-------------------|-----------------------------|
| 1 | 2 | 3 |
| SPINNING | Karur | cotton yarn |
| | Thanthoni | cotton yarn |
| | K.Paramathi | cotton yarn |
| POWERLOOMS | Karur | cotton fabrics |
| | Karur Block | cotton fabrics |
| | K.Paramathi | cotton fabrics |
| | K.R.Puram | RCC Pipes |
| CEMENT | Karur Block | RCC Pipes |
| | Thanthoni | cement concret |
| | K.Paramathi | RCC Pipes |
| | Aravakurichi | RCC Pipes |
| PAPER | Karur | corrugated Board and Box |
| | Karur Block | corrugated Board and Box |
| | Thanthoni | corrugated Board and Box |
| BRICK | Karur | Fly-Ash Bricks |
| | Karur Block | Fly-Ash Bricks |

| | | |
|----------------------------|--------------|-------------------|
| BRICK | Thanthoni | Country Bricks |
| | K.Paramathi | Country Bricks |
| | Aravakurichi | Fly-Ash Bricks |
| MOSQUITO NET INDUSTRY | Karur | HDPE knitted |
| | Karur Block | HDPE knitted |
| | Thanthoni | HDPE knitted |
| BUS BODY BUILDING INDUSTRY | Karur | BUS BODY BUILDING |
| | Karur Block | BUS BODY BUILDING |
| | Thanthoni | BUS BODY BUILDING |
| | K.Paramathi | BUS BODY BUILDING |

Source: Concerned Factory

25. MEDICAL SERVICES

25.1 NUMBER OF MEDICAL COLLEGES IN THE DISTRICT WITH STUDENTS AND TEACHERS

Year: 2014-15

| SI No | Name of the Institution | Boys | Girls | Total | Teacher |
|-------|-------------------------|------|-------|-------|---------|
| | NIL | NIL | - | - | - |

25.2 NUMBER OF COLLEGES OF PHARMACY WITH STUDENTS AND TEACHERS

Year:2014-15

| SI No | Name of the Institution | Boys | Girls | Total | Teacher |
|-------|-------------------------|------|-------|-------|---------|
| - | - | Nil | - | - | - |

25.3 NUMBER OF MEDICAL STORES IN THE DISTRICT

Year: 2014-15

| SI No | Name of the Institution | Number of Medical Stores |
|-------|-------------------------|--------------------------|
| 1 | Indian Medicine | Not Applicable |
| 2 | English Medicine | 350 |

Source: A.D.Drug control, Trichy Region, Trichy.

25.4 NO OF VETERINARY COLLEGES WITH STUDENTS AND TEACHERS

Year: 2014-15

| SI No | Name of the Institution | Boys | Girls | Total | Teacher |
|-------|-------------------------|------|-------|-------|---------|
| - | - | Nil | - | - | - |

26. MOTOR VEHICLES

26.1.REGISTERED MOTOR VEHICLES DURING THE YEAR

Year: 2014-15

| Commercial | | | | | | | |
|----------------|-------------|-------------------|-------------------|---------------|--------------|----------------|--------------------------------------|
| Stage carriage | | Auto-rickshaw (3) | Ordinary Taxi (4) | Motor Cab (5) | Maxi Cab (6) | Omni Buses (7) | Private Station Vehicle & others (8) |
| Public (1) | Private (2) | | | | | | |
| 12 | - | 45 | - | 28 | 14 | 1 | 17 |
| | | | | | | | |

Table 26.1 Contd.

| Commercial | | | | | | | | | |
|----------------|----------------|-------------------|-------------------------------|-------------------|----------------------|---------------------|----------------------|----------------------|------------|
| School Bus (9) | Ambulance (10) | Fire Fighter (11) | Light Commercial Vehicle (12) | Lorry | | Articulated Vehicle | | Tractor Trailer (17) | Total (18) |
| | | | | State Permit (13) | National Permit (14) | State Permit (15) | National Permit (16) | | |
| 3 | 7 | - | 140 | 22 | 219 | - | - | 1 | 509 |

Table 26.1 Contd.

| Non-Commercial Vehicles | | | | | | |
|-------------------------|-----------------|---------------|---------------------------|----------------------|--------------|--------------------------|
| Motor Cycle (19) | Scooter (20) | Moped (21) | Tri-Cycle Auto (22) | Motor Car (23) | Jeep (24) | Station Wagon (25) |
| 3614 | 2849 | 1965 | - | 1066 | 2 | - |

Table 26.1 Contd.

| Non-Commercial Vehicles | | | | | | |
|-------------------------|--------------------------|-------------------------|-------------------------|----------------|---------------|---------------------|
| Tractor (26) | Three Wheeler (27) | Four Wheeler (28) | Road Rollers (29) | Others (30) | Total (31) | Grand Total (32) |
| 28 | - | 1 | - | - | 9524 | 10033 |

Source: Regional Transport Officer, Karur

26.2-NO.OF MOTOR VEHICLES (CATEGORY WISE) AVAILABLE FOR HIRE PURPOSE
DURING & UPTO THE END OF THE YEAR

| Sl.No. (1) | Category (2) | Year: 2014-15 | |
|---------------|--------------------------|------------------------|------------------------|
| | | During the year (3) | End of the year (4) |
| 1. | Auto Rickshaw | 45 | 928 |
| 2. | Tourist Taxi | 28 | 343 |
| 3. | Maxi Cab | 14 | 317 |
| 4. | Lmv. Goods Vehicle | 140 | 2382 |
| 5. | H.G.V. (State) | 32 | 4434 |
| 6. | H.G.V (N.P) | 219 | 1444 |
| 7. | Articulated Vehicle(N.P) | - | 282 |
| 8. | Tractors / Trailers | 28 | 389 |
| Total | | 506 | 10519 |

Source: Regional Transport Officer, Karur

26.3 NO.OF PERSONS ISSUED WITH DRIVING LICENCE

Year: 2014-15

| Sl.No. | Category | No.of Driving Licence issued | |
|--------|-------------------------------|------------------------------|----------------|
| | | During the year | Up to the year |
| 1 | Light Motor Vehicle | 3802 | 38977 |
| 2 | Light Motor Vehicle 3 wheeler | - | - |
| 3 | Motor Cycle with Gear | 3101 | 56722 |
| 4 | Motor Cycle with out Gear | 1570 | 9938 |
| 5 | Moped | - | 6029 |
| Total | | 8473 | 111666 |

Source: Regional Transport Officer, Karur

27. NON-CONVENTIONAL ENERGY GENERATION

27.1 NO.OF SOLAR ENERGY GENERATING UNITS IN THE DISTRICT WITH PRODUCTION DATA

Year: 2014-15

| Sl.No. | Name and Place of Solar energy system exist | Instal Capacity (in Mega Watts) | Generation (in Mega Watts) |
|--------|---|---------------------------------|----------------------------|
| 1. | Nil | - | - |

27.2 NO.OF WIND MILLS GENERATING UNITS WITH PRODUCTION DATA

Year: 2014-15

| Sl.No. (1) | Name and Place of Wind Mills Generation exist (2) | Instal Capacity (in Mega Units) (3) | Generation (in Mega Units) (4) |
|---------------|--|--|-----------------------------------|
| 1. | Nil | - | - |

28.POLICE AND PRISONS

28.1 POLICE FORCE

Year: 2014-15

| Sl.No (1) | Name of the Stations (2) | Police Stations (3) | Out Posts (4) | Actual Strength | | Total (7) |
|--------------|-------------------------------------|------------------------|------------------|-----------------------|-------------------------------|--------------|
| | | | | Local Strength (5) | Armed Reserve Strength (6) | |
| 1 | Karur Town | 1 | - | 79 | - | 79 |
| 2. | Pasupathi Palayam | 1 | - | 36 | - | 36 |
| 3 | Vengamedu | 1 | - | 44 | - | 44 |
| 4. | Velleyanai | 1 | - | 18 | - | 18 |
| 5. | K. Paramathy | 1 | - | 17 | - | 17 |
| 6. | Thennilai | 1 | - | 13 | - | 13 |
| 7. | Velluthampayam | 1 | - | 27 | - | 27 |
| 8. | Aravakurichi | 1 | - | 23 | - | 23 |
| 9. | Chinnadarapuram | 1 | - | 18 | - | 18 |
| 10. | Vangal | 1 | - | 17 | - | 17 |
| 11 | Kulithalai | 1 | - | 38 | - | 38 |
| 12 | Thogamali | 1 | - | 16 | - | 16 |
| 13. | Chinthamanipatti | 1 | - | 9 | - | 9 |
| 14. | Palaviduthi | 1 | - | 16 | - | 16 |
| 15. | Lalapet | 1 | - | 20 | - | 20 |
| 16. | Mayanoor | 1 | - | 16 | - | 16 |
| 17. | All women Police Station Karur | 1 | - | 18 | - | 18 |
| 18. | Other Special Branches | 11 | - | 45 | - | 45 |
| 19 | All Women Police Station Kulithalai | 1 | - | 11 | - | 11 |
| 20 | Armed Reserve | 1 | - | - | 322 | 322 |
| Total | | 30 | - | 481 | 322 | 803 |

Source: District Police office, Karur.

28.2 COGNIZABLE OFFENCES UNDER INDIAN PENAL CODE

| Year: 2014-15 | | |
|-------------------------------------|---|------------------------------------|
| Sl.No. (1) | Item (2) | Number of Cases Reported (3) |
| 1. | Murder | 24 |
| 2. | Culpable Homicide Not amounting to Murder | - |
| 3. | Rape / POSCO 04 /05 | 2 |
| 4. | Kidnapping and Abduction | 13 |
| 5. | Dacoity | - |
| 6. | Robbery | 17 |
| 7. | Burglary | 57 |
| 8. | Thefts | 138 |
| 9. | Riots | 50 |
| 10. | Criminal Breach of Trust | 2 |
| 11. | Cheating | 37 |
| 12. | Counterfeiting | - |
| 13. | Miscellaneous | 2086 |
| Total Cognizable Crime Under I.P.C. | | 2426 |

Source: District Police Office, Karur.

28.3 PRISONS AND CONVICTS

Year: 2014-15

| Sl.No. (1) | Classification of Prisons (2) | Number (3) |
|---------------|----------------------------------|---------------|
| 1. | Central Prisons | - |
| 2. | State Prison for Women | - |
| 3. | Sub-Jails | 2 |
| 4. | Special Sub-Jails | - |
| 5. | Open Air Prison | - |
| 6. | Fifth Garden (Salem) | - |
| 7. | Borstal School | - |

Source: District Police Office, Karur.

CLASSIFICATION OF CONVICTS

Year: 2014 – 15

| Sl.No (1) | Length of Sentences (2) | Male (3) | Female (4) | Total (5) |
|--------------|---|-------------|---------------|--------------|
| 1. | Below One Year | - | - | - |
| 2. | Above One Year and not exceeding Two Years | - | - | - |
| 3. | Above Two Years and not exceeding Five Years | 2 | - | 2 |
| 4. | Exceeding Five Years and not exceeding Ten Years | 2 | - | 2 |
| 5. | Exceeding Ten Years | 3 | - | 3 |
| 6. | Life Sentence | 4 | - | 4 |
| 7. | Sentence to death | - | - | - |

Source: District Prisons Office, Karur.

28.4 NO.OF CASES REGISTERED UNDER P.C.R. ACT

Year: 2014-15

| Sl. No. | Name of the Stations | No. of Cases Registered under SC / AT Act. | | | | | | |
|---------|----------------------|--|------|------|------|------|------|------|
| | | 2009 | 2010 | 2011 | 2012 | 2013 | 2014 | 2015 |
| 1 | Karur Town | 1 | - | 3 | 1 | - | - | 2 |
| 2 | Pasupathipalam | - | 2 | - | 3 | - | 2 | - |
| 3 | Vengamedu | - | - | - | 1 | - | - | - |
| 4 | Aravakurichy | 1 | 1 | - | - | 2 | 1 | 4 |
| 5 | Chinnadharapuram | - | 1 | - | - | - | - | 1 |
| 6 | Thennilai | 1 | - | 1 | - | - | - | - |
| 7 | K.Paramathy | 3 | - | - | 1 | - | - | 2 |
| 8 | Velliyanai | 3 | 1 | - | 1 | - | - | 1 |
| 9 | Velayuthampalayam | 1 | 2 | 1 | 2 | - | - | - |
| 10 | Mayanur | 2 | 2 | - | - | - | - | 4 |
| 11 | Chinthamanipatty | 2 | 1 | 1 | - | - | 1 | - |
| 12 | Palaviduthi | 1 | 1 | - | - | - | - | - |
| 13. | Vangal | 1 | 1 | 1 | 1 | - | - | 2 |
| 14 | Kulithalai | 3 | 4 | - | 3 | - | 1 | 3 |
| 15 | Lalapet | 1 | - | - | 2 | 1 | 1 | - |
| 16 | Thogamalai | 1 | - | 3 | - | - | - | 4 |
| 17 | AWPS | - | - | - | - | - | - | 1 |
| Total | | 21 | 16 | 10 | 15 | 3 | 6 | 2 |

Source: District Police Office, Karur.1

28.5 NO.OF CASES REGISTERED AGAINST WOMEN HARRASSMENT AND DOWRY

Year: 2014-15

| Sl.No. | Name of the Station | No. of Cases Registered against Women Harassment and Dowry | | | | |
|--------|---|--|------|------|------|------|
| | | 2010 | 2011 | 2012 | 2013 | 2014 |
| 1 | All Women Police Station (Dowry Harassment) Karur | 5 | - | 5 | - | 5 |
| 2 | All Women Police Station (Dowry Harassment) Kulithalai | - | - | - | - | - |
| Total | | 5 | - | 5 | - | 5 |

Source: District Police Office, Karur.

29. PUBLIC HEALTH

29.1 PUBLIC HEALTH AND MEDICAL SERVICES RENDERED BY ORGANISATIONS AND INDIVIDUAL

Year: 2014-15

| Sl.No. (1) | Items (2) | Numbers (3) |
|---------------|----------------------------------|----------------|
| 1. | Hospitals | 46 |
| 2. | Dispensaries | 98 |
| 4. | Nursing Home | - |
| 5. | Maternity & Child Welfare Clinic | 65 |
| 6. | Siddtha | 17 |
| 7. | Ayurvedic | NRHM -1 |
| 9. | Homeopathy | 3 |

Source: Concerned Office

29.2 NO. OF PRIMARY HEALTH CENTRES WITH SUB-CENTRES

Year: 2014-15

| Sl.No. (1) | Name of the Block / Municipality (2) | No.of Primary Health Centres (3) | No. of Sub-Centres (4) |
|---------------|---|-------------------------------------|---------------------------|
| 1. | Kulithalai | 4 | 15 |
| 2. | Thogamalai | 3 | 16 |
| 3. | Krishnarayapuram | 4 | 27 |
| 4. | Kadavur | 3 | 18 |
| 5. | Thaonthanimalai | 6 | 21 |
| 6. | Karur | 2 | 22 |
| 7. | Aravakurichi | 3 | 18 |
| 8. | K. Paramathi | 7 | 22 |
| | Total | 32 | 159 |

Source: DD Health

30. PRINTING AND PUBLICATION

30.1 NO.OF NEWS PAPERS, WEEKLY MAGAZINES, MONTHLY MAGAZINES ETC., PUBLISHED

Year: 2014-15

| Sl.No (1) | Name of the News Paper (2) | Language of Publication (3) | Type of Periodicals (4) |
|--------------|--------------------------------|--------------------------------|----------------------------|
| 1. | Karur Mavatta Nithimurasu | Tamil | Monthly |
| 2. | Karur Vazhikaatti | Tamil | Monthly |
| 3. | Subhasri Yellow Pages Karur | Tamil | Monthly |
| 4. | Kalaimalar | Tamil | Daily |
| 5. | Kakkum Karangal | Tamil | Monthly |
| 6. | Karur Makkal Kalam | Tamil | Fortnightly |
| 7. | Karur vilaiyattu Murasu | Tamil | Monthly |

30.2 NO.OF PUBLISHERS IN THE DISTRICT OTHER THAN NEWS PAPERS AND MAGAZINES

Year: 2014-15

| Sl.No. (1) | Name of the Block / Municipality (2) | No.of Publishers (3) |
|---------------|---|-------------------------|
| 1. | Karur Municipality | 4 |
| 2. | Kulithalai Municipality | 2 |
| 3. | Karur Block | 2 |
| 4. | Thanthoni Block | 1 |
| 5. | Aravakurichi Block | 1 |
| 6. | K.Paramathi Block | 1 |
| 7. | Kulithalai Block | 2 |
| 8. | Thogamalai Block | 0 |
| 9. | Kadavur Block | 1 |
| 10. | K.R.Puram Block | 1 |

30.3 NO.OF PRINTING PRESSES IN THE DISTRICT

Year: 2014-15

| Sl. No | Name of the Block / Municipality | No.of Printing Press | Type of the Press | | | |
|--------|----------------------------------|----------------------|-------------------|---------|-------|-----------------|
| | | | Letter Press | Off set | Litho | Colour Graphics |
| 1. | Karur Municipality | 42 | 31 | 7 | - | 4 |
| 2. | Kulithalai Municipality | 2 | 2 | - | - | - |
| 3. | Karur Block | - | - | - | - | - |
| 4. | Thanthoni Block | - | - | - | - | - |
| 5. | Aravakurichi Block | 1 | 1 | - | - | - |
| 6. | K.Paramathi Block | 1 | 1 | - | - | - |
| 7. | Kulithalai Block | - | - | - | - | - |
| 8. | Thogamalai Block | - | - | - | - | - |
| 9. | Kadavur Block | - | - | - | - | - |
| 10. | K.R.Puram Block | - | - | - | - | - |

Source: Printer's Association

31. PRICE INDICES
31.1 WHOLESALE PRICE INDEX OF TAMIL NADU

(Base year - 1970-71=100)

| Period | Primary Articles | Fuel, Power & Light | Manufactured Products | All Commodities |
|----------------|------------------|---------------------|-----------------------|-----------------|
| 2013 | 2744.67 | 2797.14 | 1932.99 | 2387.62 |
| 2014 - January | 2814.65 | 2798.81 | 2003.14 | 2455.05 |
| February | 2819.49 | 2799.56 | 2009.82 | 2460.88 |
| March | 2818.25 | 2799.56 | 2022.7 | 2465.88 |
| April | 2831.96 | 2799.56 | 2033.91 | 2476.98 |
| May | 2841.98 | 2803.01 | 2047.63 | 2489.45 |
| June | 2862.62 | 2804.57 | 2042.85 | 2498.28 |
| July | 2892.95 | 2805.78 | 2049.59 | 2517.26 |
| August | 2911.32 | 2818.35 | 2051.06 | 2527.99 |
| September | 2925.15 | 2810.43 | 2060.86 | 2539.32 |
| October | 2933.5 | 2813.39 | 2073.44 | 2549.34 |
| November | 2939.81 | 2817.19 | 2097.52 | 2563.37 |
| December | 2944.68 | 2820.99 | 2024.73 | 2578.01 |
| Average | 2877.86 | 2807.60 | 2043.10 | 2510.15 |

Source: Department of Economics and Statistics, Chennai-6

31.2 CONSUMER PRICE INDEX NUMBERS FOR INDUSTRIAL WORKERS

(Base Year 2001=100)

| Period | Chennai | Tiruchirapalli | Madurai | Coimbatore |
|----------------|---------|----------------|---------|------------|
| 1 | 2 | 3 | 4 | 5 |
| 2013 | 218 | 232 | 218 | 217 |
| 2014 – January | 223 | 235 | 226 | 222 |
| February | 223 | 241 | 224 | 222 |
| March | 221 | 239 | 227 | 219 |
| April | 223 | 245 | 229 | 222 |
| May | 227 | 251 | 231 | 231 |
| June | 229 | 252 | 237 | 232 |
| July | 235 | 261 | 244 | 238 |
| August | 234 | 259 | 245 | 235 |
| September | 230 | 260 | 242 | 236 |
| October | 230 | 258 | 245 | 235 |
| November | 241 | 265 | 257 | 240 |
| December | 242 | 270 | 257 | 242 |
| Average | 230 | 253 | 239 | 231 |

Source: Department of Economics and Statistics, Chennai-6

31.2 CONSUMER PRICE INDEX NUMBERS FOR INDUSTRIAL WORKERS
(Concl.)

(Base Year 2001=100)

| Period | Coonoor | Salem | Cuddalore* | Nagercoil* |
|----------------|---------|-------|------------|------------|
| 1 | 6 | 7 | 8 | 9 |
| 2013 | 224 | 216 | 1104 | 1044 |
| 2014 - January | 226 | 221 | 1145 | 1072 |
| February | 232 | 220 | 1149 | 1075 |
| March | 232 | 221 | 1152 | 1080 |
| April | 235 | 226 | 1156 | 1084 |
| May | 236 | 229 | 1162 | 1093 |
| June | 240 | 231 | 1168 | 1102 |
| July | 246 | 238 | 1189 | 1115 |
| August | 245 | 239 | 1202 | 1121 |
| September | 244 | 239 | 1210 | 1127 |
| October | 248 | 242 | 1218 | 1136 |
| November | 254 | 247 | 1229 | 1147 |
| December | 254 | 245 | 1232 | 1159 |
| Average | 241 | 233 | 1184 | 1109 |

Source : Director, Labour Bureau, Shimla - 171 004

* Source: Department of Economics and Statistics, Chennai-6 (Base:1982=100)

**31.3 CONSUMER PRICE INDEX NUMBERS FOR SELECTED ESSENTIAL ITEMS
IN RURAL TAMIL NADU 2014-15
(BASE YEAR : 1970-71=100)**

| MONTH | FOOD | FUEL & LIGHT | CLOTHING | OTHERS | COMPOSITE INDEX |
|--------------|---------|--------------|----------|---------|-----------------|
| APRIL'14 | 3502.00 | 2656.00 | 2043.00 | 3691.00 | 3382.96 |
| MAY'14 | 3528.00 | 2662.00 | 2054.00 | 3722.00 | 3407.24 |
| JUNE'14 | 3551.00 | 2673.00 | 2075.00 | 3760.00 | 3430.55 |
| JULY'14 | 3576.00 | 2675.00 | 2076.00 | 3785.00 | 3452.74 |
| AUG'14 | 3596.00 | 2698.00 | 2095.00 | 3808.00 | 3473.13 |
| SEPTEMBER'14 | 3611.00 | 2720.00 | 2095.00 | 3855.00 | 3490.37 |
| OCTOBER'14 | 3632.00 | 2731.00 | 2095.00 | 3892.00 | 3510.88 |
| NOVEMBER'14 | 3683.00 | 2736.00 | 2096.00 | 3902.00 | 3552.83 |
| DECEMBER'14 | 3721.00 | 2748.00 | 2098.00 | 3931.00 | 3586.45 |
| JANUARY'15 | 3741.00 | 2773.00 | 2102.00 | 3956.00 | 3606.33 |
| FEBURARY'15 | 3745.00 | 2779.00 | 2106.00 | 3971.00 | 3611.35 |
| MARCH'15 | 3750.00 | 2793.00 | 2112.00 | 4007.00 | 3619.50 |
| AVERAGE | 3636.33 | 2720.33 | 2087.25 | 3856.67 | 3510.36 |

Source: Department of Economics & Statistics, Chennai-6.

31.3 WHOLESALE PRICES INDEX NUMBERS OF TAMIL NADU 2014-15
(BASE YEAR 1970-71=100)

| MONTH | PRIMARY ARTICLES | FOOD ARTICLES | NON-FOOD ARTICLES | MINERALS | FUEL POWER LIGHT | MANUFACTURING PRODUCTS | ALL COMMODITIES |
|--------------|------------------|---------------|-------------------|----------|------------------|------------------------|-----------------|
| APRIL'14 | 2831.96 | 3524.24 | 1740.77 | 1563.28 | 2799.56 | 2033.91 | 2476.98 |
| MAY'14 | 2841.98 | 3542.42 | 1742.8 | 1571.96 | 2803.01 | 2047.63 | 2489.45 |
| JUNE'14 | 2862.62 | 3572.02 | 1749.92 | 1563.28 | 2804.57 | 2042.85 | 2498.28 |
| JULY'14 | 2892.95 | 3619.13 | 1753.92 | 1563.28 | 2805.78 | 2049.59 | 2517.26 |
| AUG'14 | 2911.32 | 3646.82 | 1757.74 | 1563.28 | 2818.35 | 2051.06 | 2527.99 |
| SEPTEMBER'14 | 2925.15 | 3666.16 | 1763.07 | 1563.28 | 2810.43 | 2060.86 | 2539.32 |
| OCTOBER'14 | 2933.5 | 3668.05 | 1782.37 | 1563.80 | 2813.39 | 2073.44 | 2549.34 |
| NOVEMBER'14 | 2939.81 | 3676.40 | 1785.60 | 1563.80 | 2817.19 | 2097.52 | 2563.37 |
| DECEMBER'14 | 2944.68 | 3686.69 | 1781.76 | 1563.80 | 2820.99 | 2124.73 | 2578.01 |
| JANUARY'15 | 2949.47 | 3696.86 | 1777.89 | 1563.80 | 2827.03 | 2157.46 | 2595.11 |
| FEBURARY'15 | 2947.90 | 3691.96 | 1779.56 | 1615.84 | 2833.52 | 2189.56 | 2608.59 |
| MARCH'15 | 2954.57 | 3689.24 | 1801.97 | 1615.84 | 2839.21 | 2212.41 | 2622.33 |
| AVERAGE | 2911.16 | 3640.00 | 1768.11 | 1572.94 | 2816.09 | 2095.09 | 2547.17 |

Source: Department of Economics & Statistics, Chennai-6.

31.4 CONSUMER PRICE INDEX NUMBERS FOR INDUSTRIAL WORKERS 2014-15
(BASE YEAR : 2001=100)

| MONTH | CHENNAI • | TIRUCHI • | MADURAI • | COIMBA -TORE • | COONNOOR • | SALEM • | CUDDA- LORE •• | NAGER- COIL •• |
|--------------|-----------|-----------|-----------|-------------------|------------|---------|-------------------|-------------------|
| APRIL'14 | 223 | 245 | 229 | 222 | 235 | 226 | 1156* | 1084* |
| MAY'14 | 227 | 251 | 231 | 231 | 236 | 229 | 1162* | 1093* |
| JUNE'14 | 229 | 252 | 237 | 232 | 240 | 231 | 1168* | 1102* |
| JULY'14 | 235 | 261 | 244 | 238 | 246 | 238 | 1189* | 1115* |
| AUG'14 | 234 | 259 | 245 | 235 | 245 | 239 | 1202* | 1121* |
| SEPTEMBER'14 | 230 | 260 | 242 | 236 | 244 | 239 | 1210* | 1127* |
| OCTOBER'14 | 230 | 258 | 245 | 235 | 248 | 242 | 1218* | 1136* |
| NOVEMBER'14 | 241 | 265 | 257 | 240 | 254 | 247 | 1229* | 1147* |
| DECEMBER'14 | 242 | 270 | 257 | 242 | 254 | 245 | 1232* | 1159* |
| JANUARY'15 | 239 | 269 | 253 | 237 | 251 | 245 | 134** | 135** |
| FEBURARY'15 | 237 | 262 | 251 | 237 | 250 | 243 | 132** | 135** |
| MARCH'15 | 236 | 250 | 249 | 236 | 250 | 241 | 131** | 133** |
| AVERAGE | 234 | 259 | 245 | 235 | 246 | 239 | -- | -- |

*Base Year (1982=100)

** Base year 2011=100

• Source : Director General of Labour
Bureau, Shimla

•• Source: Department of Economics &
Statistics, Chennai-6.

31.5 CONSUMER PRICE INDEX NUMBERS FOR SELECTED ESSENTIAL ITEMS IN
RURAL TAMIL NADU

(Base Year: 1970-71=100)

| <i>Period</i> | <i>Food</i> | <i>Fuel & Lighting</i> | <i>Clothing</i> | <i>Misc.</i> | <i>Composite Index</i> |
|----------------|-------------|----------------------------|-----------------|--------------|------------------------|
| 2013 | 3291.75 | 2528.00 | 1925.42 | 3359.83 | 3173.34 |
| 2014 - January | 3473.00 | 2634.00 | 2006.00 | 3579.00 | 3347.28 |
| February | 3473.00 | 2639.00 | 2024.00 | 3625.00 | 3352.30 |
| March | 3482.00 | 2651.00 | 2032.00 | 3659.00 | 3363.46 |
| April | 3502.00 | 2656.00 | 2043.00 | 3691.00 | 3382.96 |
| May | 3528.00 | 2662.00 | 2054.00 | 3722.00 | 3407.24 |
| June | 3551.00 | 2673.00 | 2075.00 | 3760.00 | 3430.55 |
| July | 3576.00 | 2675.00 | 2076.00 | 3785.00 | 3452.74 |
| August | 3596.00 | 2698.00 | 2095.00 | 3808.00 | 3473.13 |
| September | 3611.00 | 2720.00 | 2095.00 | 3855.00 | 3490.37 |
| October | 3632.00 | 2731.00 | 2095.00 | 3892.00 | 3510.88 |
| November | 3683.00 | 2736.00 | 2096.00 | 3902.00 | 3552.83 |
| December | 3721.00 | 2748.00 | 2098.00 | 3931.00 | 3586.45 |
| Average | 3569.00 | 2685.25 | 2065.75 | 3767.42 | 3445.85 |

Source: Department of Economics and Statistics, Chennai-6

31.6 CONSUMER PRICE INDEX NUMBERS FOR SELECTED ESSENTIAL ITEMS IN
URBAN TAMIL NADU

(Base Year: 1970-71=100)

| <i>Period</i> | <i>Food</i> | <i>Fuel & Lighting</i> | <i>Clothing</i> | <i>Misc.</i> | <i>Composite Index</i> |
|----------------|-------------|----------------------------|-----------------|--------------|------------------------|
| 2013 | 3044.67 | 2721 | 2563 | 2818.25 | 2956.93 |
| 2014 - January | 3139.00 | 2819.00 | 2631.00 | 2969.00 | 3059.90 |
| February | 3135.00 | 2831.00 | 2640.00 | 2991.00 | 3062.23 |
| March | 3137.00 | 2841.00 | 2644.00 | 3010.00 | 3067.85 |
| April | 3147.00 | 2845.00 | 2653.00 | 3038.00 | 3080.51 |
| May | 3169.00 | 2848.00 | 2655.00 | 3059.00 | 3099.95 |
| June | 3187.00 | 2865.00 | 2666.00 | 3108.00 | 3122.89 |
| July | 3214.00 | 2877.00 | 2668.00 | 3135.00 | 3147.51 |
| August | 3246.00 | 2893.00 | 2671.00 | 3160.00 | 3175.62 |
| September | 3268.00 | 2911.00 | 2678.00 | 3176.00 | 3195.49 |
| October | 3294.00 | 2920.00 | 2700.00 | 3203.00 | 3220.28 |
| November | 3355.00 | 2920.00 | 2710.00 | 3231.00 | 3268.58 |
| December | 3382.00 | 2931.00 | 2715.00 | 3234.00 | 3289.11 |
| Average | 3222.75 | 2875.08 | 2669.25 | 3109.50 | 3149.16 |

Source: Department of Economics and Statistics, Chennai-6

31.6 ALL INDIA CONSUMER PRICE INDEX NUMBERS FOR INDUSTRIAL WORKERS 2014-15(BASE YEAR : 2001=100)

| MONTH / YEAR | INDEX NUMBER |
|--------------|--------------|
| APRIL'14 | 242 |
| MAY'14 | 244 |
| JUNE'14 | 246 |
| JULY'14 | 252 |
| AUG'14 | 253 |
| SEPTEMBER'14 | 253 |
| OCTONBER'14 | 253 |
| NOVEMBER'14 | 253 |
| DECEMBER'14 | 253 |
| JANUARY'15 | 254 |
| FEBURARY'15 | 253 |
| MARCH'15 | 254 |
| AVERAGE | 251 |

Source: Director General of Labour Bureau,
Shimla

32. QUALITY CONTROL

32.1 LIST OF INDUSTRIAL / ESTABLISHMENT UNITS HAVING QUALITY CONTROL FACILITIES AND THE PRODUCTS SUBJECTED TO QUALITY CONTROL.

Year: 2014-15

| Sl. No (1) | List of Industries (2) | Establishment Units having, Quality Control Facilities (3) | Products subjected to Quality Control (4) |
|---------------|---------------------------|---|--|
| 1. | Cement Industry | Chettinad Cement Factory, Puliur | Cement |
| 2. | Paper Industry | Tamilnadu Paper Board and Ltd., Kakithapuram | Paper and Newsprint |
| 3. | Sugar Industry | E.I.D.Parry India Ltd. Pugalur | Sugar |

Source: Concerned Office

33. REGISTRATION

33.1 NO.OF REGISTRATION OFFICES IN THE DISTRICT

Year: 2014-15

| Sl.No. (1) | Name of the Block / Municipalities (2) | No.of Registration Office (3) |
|---------------|---|----------------------------------|
| 1. | Karur Municipality | 2 |
| 2. | Kulithalai Municipality | 1 |
| 3. | Karur Block | 1 |
| 4. | Thanthoni Block | 2 |
| 5. | Aravakurichi Block | 1 |
| 6. | K. Paramathi Block | 1 |
| 7. | Kulithalai Block | 1 |
| 8. | Thogamalai block | - |
| 9. | Kadavur Block | 1 |
| 10. | Krishnayarapuram Block | 1 |
| | Total | 11 |

Source: District Registration Office

**33.2 REGISTRATION AND AGGREGATE VALUE OF PROPERTIES TRANSFERRED
DURING THE YEAR**

Year: 2014-15

| No. of Registration (Moveable and Immoveable) (1) | Aggregate Value of Properties Transferred (Moveable and Immoveable) (Rs. in Crores) (2) |
|---|--|
| 30827 | 84.90 |

Source: District Registration Office

34. REPAIR AND SERVICE

34.1 AUTHORISED AUTOMOBILES REPAIR AND SERVICE STATIONS

Year: 2014-15

| Name of the Block / Municipalities (1) | Authorised Automobiles Repair and Service (in No's.) (2) |
|--|--|
| Karur | 2 |

Source: Concerned Office.

**34.2 AUTHORISED ELECTRICAL AND ELECTRONIC GOODS REPAIR AND
SERVICE UNITS**

Year: 2014-15

| Name of the Block / Municipalities (1) | Electrical and Electronic goods Repair and Service Units (in No's) (2) |
|---|--|
| Karur Municipality | 1 |
| Kulithalai Municipality | - |
| Karur Block | - |
| Thanthoni Block | 3 |
| Aravakurichi Block | 4 |
| K.Paramathi Block | - |
| Kulithalai Block | - |
| Thogamalai Block | - |
| Kadavur Block | - |
| Krishnarayapuram Block | 1 |

Source: Concerned Office.

35. RESTAURANTS AND HOTELS

35.1 RESTAURANTS, CAFES AND OTHER EATING AND DRINKING PLACES

Year: 2014-15

| Sl.No. (1) | Items (2) | Place (3) |
|---------------|-----------------------------------|--|
| 1. | Restaurants | Karur, Kulithalai |
| 2. | Cafes | Karur, Kulithalai, K.R.Puram, Thanthoni |
| 3. | Other Eating and Drinking Centres | Karur, Kulithalai, R.Puram, Thgamalai, Aravakurichi, Paramathy, Pallappatti, |

Source: Concerned Office.

35.2 DETAILS OF HOTELS

Year: 2014-15

| Sl. No. | Place | Name of the Hotels with Lodging Facilities | Name of the Hotels without Lodging Facilities |
|---------|-----------------|--|---|
| 1 | Karur | Hotel Alwin Plaza | Hotel Ananda |
| | | Hotel Hemala | Hotel Arun |
| | | Sakthi Hotels | Hotel Alankar |
| | | Hotel Sundaravilas | Hotel Amirtha |
| | | Hotel Amarjothi | Hotel Archana |
| | | Hotel Valluvar | Hotel Perry |
| | | Hotel Amaravathi | Hotel Aarthi |
| | | Hotel Subra Tower | Hotel Abirami |
| | | Hotel Amudha | Hotel Ashok bavan |
| | | Arasi Lodge | Amutham Restaurant |
| | | Kulanthaivelu Lodge | Hotel Arul Jothi |
| | | KVR Hotel | Bawa Food Zone |
| | | Lodge Venkatesh | Sangeetha Restaurant |
| | | Periyar Lodge | |
| | | Raja Lodge | |
| | Thinnappa Lodge | | |
| | Viji Lodge | | |

Source: Concerned Office.

36. RECREATION AND CULTURAL SERVICES
36.1 LIST OF CINEMA THEATRES AND THEIR CAPACITIES

Year: 2014-15

| sl. No. (1) | Name of the Block / Municipality (2) | Name of the Cinema Theatres (3) | Capacity (4) |
|-------------|--------------------------------------|---------------------------------|--------------|
| 1. | Karur Municipality | Ajantha | 747 |
| | | Ellora | 527 |
| | | Thinnappa | 1010 |
| | | Amutha | 817 |
| | | Pon Amutha A/C | 412 |
| | | Kalaiyarangam | 1149 |
| | | Kavithalaya | 583 |
| | | Lakshmiram | 673 |
| 2. | Kulithalai Municipality | Laxmi | 650 |
| | | Shanmuganatha | 611 |
| | | Balambiga | 528 |
| 3. | Karur Block | Annai – Pugalur | |
| | | A I – Vengamedu | |
| 4. | Thanthoni | Vetri – Pasupathipalayam | 380 |
| | | V.K.T. Theater | |
| 7. | Kulithalai Block | Srienga-Iraniamangalam | |
| | | Samy Theater | |
| | | Lakshmi-Mavathur | |
| 8. | Thogamalai | Sivasakthi – Thogamalai | |
| | | Vasantham-Kavalkaranpatty | 170 |
| 10. | Krishnarayapuram | Vallamkarai Delux – Lalapet | |
| | | | |

Source: District Collectorate.

36.2 LIST OF CLUBS AND ASSOCIATIONS

Year: 2014-15

| Sl.No. (1) | Place (2) | Name of the Club and Association (3) |
|------------|------------|--------------------------------------|
| 1. | Karur | Lions Club |
| | | Rotary Club |
| | | Karur Club |
| | | Officers Club |
| | | Consumer Association |
| 2. | Kulithalai | Lions Club |
| | | Rotary Club |
| | | Consumer Council |

Source: District Collectorate.

36.3 LIST OF MOTION PICTURE DISTRIBUTORS AND PROJECTION SERVICES

Year: 2014-15

| Sl.No. (1) | Name of the Block / Municipality (2) | Name of the Picture Distributors / Projection Services (3) |
|---------------|--|--|
| 1 | Karur – Projection Service | - |

Source: Concerned Controlling Departments.

37. SOCIAL WELFARE

37.1 PURATCHI THALAIVAR M.G.R. NUTRITIOUS MEALS PROGRAMME CENTRES

Year: 2014-15

| School sector | | Local Body Sector | | Sector ICDS | Total |
|---------------------|---------------------|---------------------|---------------------|----------------|-------|
| Panchay at Union | Municipal Bodies | Panchay at Union | Municipal Bodies | | |
| 1 | 2 | 3 | 4 | 5 | 6 |
| - | - | - | - | 26 | 1078 |

37.2 NO.OF BENEFICIARIES UNDER PURATCHI THALAIVAR M.G.R.

NUTRITIOUS MEALS PROGRAMME

Year: 2014-15

| No. of Beneficiaries under age group | | | | | | Total | No of Staff's |
|--------------------------------------|---------------------|--------------------|---------------------|--------------------|---------------------|-------|------------------|
| 2 to 4 | | 5 to 9 | | 10 to 13 | | | |
| Panchayat Union | Municipal Bodies | Panchayat Union | Municipal Bodies | Panchayat Union | Municipal Bodies | | |
| - | - | 37289 | 423 | 33387 | 785 | 71884 | - |
| 16084 | 4132 | - | - | - | - | 20216 | 1910 |

Source: P.A.to Collector (Noon Meal) Karur & ICDS,
Project officer , Karur

**37.3 NUMBER OF BENEFICIARIES UNDER FREE SUPPLY OF TEXT BOOKS
AND UNIFORMS**

Year: 2014-15

| SI.No 1. | NAME OF THE BLOCK / MUNICIPALITY 2. | Age group 6-14 (Standards I to VIII) | | | |
|-------------|---|--------------------------------------|-------------|------------|-------------|
| | | Uniforms | | Text Books | |
| | | Boys 3. | Girls 4. | Boys 5. | Girls 6. |
| 1. | Karur | 3177 | 3061 | 4590 | 4650 |
| 2. | Thanthoni | 3487 | 3350 | 3385 | 3515 |
| 3. | Aravakurichi | 590 | 425 | 2196 | 2235 |
| 4. | K. Paramathi | 1496 | 2082 | 1576 | 2148 |
| 5. | Kulithalai | 2314 | 2667 | 3596 | 3654 |
| 6. | Thogamalai | 3927 | 4052 | 3771 | 3670 |
| 7. | Kadavur | 4445 | 4556 | 4035 | 4236 |
| 8. | K.R.Puram | 4637 | 4831 | 4877 | 5877 |
| | TOTAL | 24073 | 25024 | 28025 | 29985 |

Source: District Ele. Educational Officer, Karur

37.4 NUMBER OF BENEFICIARIES UNDER OLD AGE PENSION SCHEME

Year: 2014-15

| SI. No | Category | Old age pensioner for aged | Old age pension for personally handicapped | Old age pension for widow | Old age pension to agri. Lab our | Old age pension for deserted wives | Unmarried poor woman | Indra Gandhi National Disabled Person | Indra Gandhi National Widow pension |
|--------|----------|----------------------------|--|---------------------------|----------------------------------|------------------------------------|----------------------|---------------------------------------|-------------------------------------|
| (1) | (2) | (3) | (4) | (5) | (6) | (7) | (8) | (9) | (10) |
| 1 | S.T | 0 | 0 | 0 | 0 | 0 | 0 | 0 | 0 |
| 2 | S.C | 3734 | 583 | 762 | 170 | 338 | 0 | 119 | 709 |
| 3 | M.B.C | 353 | 35 | 55 | 15 | 83 | 6 | 15 | 43 |
| 4 | B.C | 8990 | 1823 | 2534 | 564 | 1128 | 210 | 349 | 1955 |
| 5 | O.C | 25 | 20 | 10 | 5 | 3 | 2 | 1 | 6 |
| | Total | 13102 | 2461 | 3361 | 754 | 1552 | 218 | 484 | 2713 |

Source: District Revenue Department

37.5 FREE HOUSES AND HOUSE SITES DISTRIBUTED TO COMMUNITIES

Year: 2014-15

| Name of the Taluk | House Sites distributed | | | | | |
|-------------------|-------------------------|------|------|----------|--------|-------|
| | | | | | | |
| | S.C. | S.T. | B.C. | D.C& MBC | Others | Total |
| 1. | 2. | 3. | 4. | 5. | 6. | 7. |
| Karur | 281 | 0 | 538 | 171 | 10 | 1000 |
| Aravakurichi | 448 | 0 | 1205 | 253 | 01 | 1907 |
| Kulithalai | 458 | 0 | 543 | 283 | 103 | 1380 |
| Krishnarayapuram | 433 | 0 | 517 | 462 | 0 | 1412 |
| Kadavur | 300 | 0 | 531 | 303 | 459 | 1600 |
| Manmangalam | 477 | 0 | 701 | 334 | 25 | 1537 |
| Total | 2397 | 0 | 4035 | 1806 | 598 | 8836 |

37.6 NUMBER OF BENEFICIARIES UNDER FREE SUPPLY OF FAN, MIXIE AND GRINDER

| Sl.No. | Name of Constituency | FAN | MIXIE | GRINDER |
|--------|----------------------|-------|-------|---------|
| 1 | Aravakurichi | 18052 | 18052 | 18052 |
| 2 | Karur | 17052 | 17052 | 17052 |
| 3 | Krishnarayapuram | 18052 | 18052 | 18052 |
| 4 | Kulithalai | 17052 | 17052 | 17052 |
| | Total | 70208 | 70208 | 70208 |

38. SANITARY SERVICES

38.1 NO. OF SANITARY WORKERS ENGAGED IN SANITATION, GARBAGE AND SEWAGE DISPOSAL AND OTHER PARTICULARS.

Year: 2014-2015

| Municipality / Panchayat Union / Town panchayat | No. of Workers engaged in Sanitation | Qty.of Garbage and Sewage disposal (in Tones) | Other connected works related with sanitation |
|---|--------------------------------------|---|---|
| Municipality | 485 | 15100 | - |
| Panchayat Union | 174 | 372 | - |
| Town Panchayat | 125 | 12110 | |

Source: Concerned Offices.

38.2 NO. OF VEHICLES ENGAGED IN SANITARY SERVICES

Year: 2014-2015

| Sl.No. | Name of the Town panchayat / Municipality | No. of vehicles engaged in Sanitary Services |
|--------|---|--|
| 1. | 2. | 3. |
| 1 | Karur Municipality | 14 |
| 2 | Kulithalai Municipality | 6 |
| 3 | <u>TOWNPANCHAYATS</u> Punjaipugalur | 3 |
| 4 | Maruthur | 5 |
| 5 | Aravakurichi | 2 |
| 6 | K.R. Puram | 2 |
| 7 | Uppidamangalam | 2 |
| 8 | Puliur | 1 |
| 9 | P.Jayankondam | 1 |
| 10 | Nangavaram | 3 |
| 11 | Kagithapuram | 2 |
| 12 | P.Thottakurichi | 4 |
| 13 | Pallapatti | 3 |

Source: Concern Local Bodies

39. SCIENTIFIC AND RESEARCH SERVICE

39.1 INSTITUTIONS AND LABORATORIES ENGAGED IN RESEARCH WORK

Year: 2014-15

| Name and address of Institutions and Laboratories 1. | Type of Research Field 2. |
|---|------------------------------|
| Chettinad Cement Factory, Puliur | Cement |
| Tamilnadu Paper Board and Ltd., Kakithapuram | Paper |
| E.I.D.Parry India Ltd. Pugalur | Sugar |

Source: Concerned Institutions

40. STORAGE FACILITIES

40.1 LIST OF AGRICULTURAL AND NON-AGRICULTURAL STORAGE GODOWNS

Year:2014-15

| SL. NO | Name and address of Agricultural Godowns | Number of Godowns | Capacity | Remarks |
|--------|--|-------------------|----------|--------------|
| 1 | Karur | 1 | 1000 MT | Rural Godown |
| 2 | Chinnadarapuram | Nil | - | - |
| 3 | Kulithali | Nil | - | - |
| 4 | Irumboothipatti | 1 | 1000Mty | Rural Godown |

Source: District warehousing office.

40.2 LIST OF COLD STORAGE AND GODOWNS

Year: 2014-15

| Sl.No. 1. | Name and address of the cold storage 2. |
|--------------|--|
| 1. | Milk Chilling plant @ Thoranokkal patti |

Source: Concerned Department

41. TEXTILES

41.1 NO. OF GINNING, SPINNING AND WEAVING MILLS

Year: 2014-15

| Sl.No. | Name of the Block / Municipalities | No. of Ginning mills | No. of Spinning mills | No. of Weaving mills |
|--------|------------------------------------|----------------------|-----------------------|----------------------|
| 1 | 2 | 3 | 4 | 5 |
| 1. | Karur – Municipality | - | 1 | - |
| 2. | Kulithalai Municipality | - | - | - |
| 3. | Karur Block | - | - | - |
| 4. | Thanthoni | - | 1 | - |
| 5. | Aravakurichi | - | - | 1 |
| 6. | K. Paramathi | - | - | - |
| 7. | Kulithalai | - | - | - |
| 8. | Thogamalai | - | - | - |
| 9. | Kadavur | - | - | - |
| 10. | K.R. Puram | - | - | - |

Source: Concerned office

41.2 QUANTUM OF PRODUCTION DURING THE YEAR.

Year: 2014-15

| Ginning Mills production 1. | Spinnig mills production (Kg) 2. | Weaving mills Production 3. |
|--------------------------------|--|-----------------------------------|
| - | N.A | - |

source : Concerned office

42. TRADE AND COMMERCE

42.1 NO. OF MAJOR AND MINOR TRADE AND COMMERCIAL ESTATE

YEAR: 2014-15

| No. of major Trade 1. | | No. of minor Trade 2. | Other Trade | No. of Commercial estate 3. |
|--------------------------|-------------------------------|-----------------------------|----------------|--------------------------------------|
| Karur | Turmeric | Paddy | --- | --- |
| | Groundnut | Chilies | | --- |
| | Coconut | Tobacco | | --- |
| | Banana- | | | --- |
| Kulithalai | Paddy Coconut Coriander | Coconut | --- | --- |
| Chinnadarapuram | Groundnut Coconut | Paddy Chilies | --- | --- |
| Irumpoothipatti | --- | Paddy | --- | --- |

Source: Secretary, Market Committee

43. TRANSPORT

43.1 LENGTH OF ROADS (IN KILOMETRES)

Year: 2014-15

| Category | Surfaced Roads | | | Total | Un surfaced Roads | Grand Total |
|---------------------|-----------------|------------|---------------------|----------|-------------------|-------------|
| | Cement Concrete | Bituminous | Water bound Macadam | | | |
| | 1. | 2. | 3. | 4. | 5. | 6. |
| NH 67 | - | 85.000 | - | 85.000 | - | 85.000 |
| NH 7 | - | 65.850 | - | 65.850 | - | 65.850 |
| SH | 0.300 | 214.091 | - | 214.701 | - | 214.701 |
| <u>Municipality</u> | | | | | | |
| Karur | 43.609 | 193.257 | - | 242.714 | 91.975 | 328.841 |
| Kulithalai | 10.225 | 23.410 | - | 33.635 | 0.150 | 33.785 |
| Pt. Union | 1.80 | 662.78 | 34.85 | 699.43 | 165.80 | 865.230 |
| Panjayat | 6.32 | 1278.00 | 182.08 | 1466.40 | 1069.49 | 2535.89 |
| Town Pt. | 56.157 | 219.441 | 34.97 | 310.568 | 97.013 | 407.581 |
| MDR | - | 407.777 | - | 407.777 | - | 407.777 |
| ODR | - | 338.807 | - | 338.807 | - | 338.807 |
| ODR (Sugarcane) | - | 110.670 | - | 110.670 | - | 110.670 |
| Total | 118.411 | 3599.083 | 251.9 | 3732.851 | 1424.428 | 5028.581 |

Source: DE, Highways Department, KARUR

43.2 ROAD ACCIDENTS

Year : 2014-15

| Sl.No. | Name of the Block/Municipality | Total Number of Accidents | | | No. of persons injured | Number of persons killed |
|--------|---------------------------------------|---------------------------|-----------|-------|------------------------|--------------------------|
| | | Fatal | Non Fatal | Total | | |
| 1 | Karur Subdivision | 105 | 320 | 425 | 538 | 112 |
| 2 | Karur Rural @Aravakurichi Subdivision | 99 | 20 | 299 | 399 | 106 |
| 3 | Kulithalai Subdivision | 103 | 212 | 315 | 464 | 113 |
| | Total | 307 | 732 | 1039 | 1401 | 231 |

Source: District Head Police office.

43.3 TRANSPORT CORPORATIONS

Year: 2014-15

| Sl.No. (1) | Name of the Corporations (2) | Year of Formation (3) | Headquarter (4) | District covered (5) | No.of buses as on 31 st March (6) |
|---------------|--|--------------------------|--------------------|-------------------------|---|
| 1. | TNSTC (Kumbakonam) Ltd., Karur Region. | 20.06.2013 | Karur | Karur | 298 |

Source: Concerned Transport Department

43.4 - SELECT INDICATORS ON OVERALL PERFORMANCE OF
STATE TRANSPORT CORPORATIONS

Year: 2014-15

| Sl.No. (1) | Item (2) | Details * (3) |
|---------------|---|------------------|
| | | 2014-15 |
| 1 | Fleet Strength | 298 |
| 2 | Kilometres operated carried per day(in Lakhs) | 1.36 |
| 3 | Number of passangers carried per day(in Lakhs) | 2.22 |
| 4 | Fleet utilisation (percentage) | 94.42 % |
| 5 | Kilometre Efficiency(percentage) | 105.18 % |
| 6 | Kilometre run per litre of Diesel | |
| | a) City / Town | 5.82 |
| | b) Moffussil | 5.65 |
| 7 | Number of routes(As on day) | 128 |
| 8 | Number of new routes introduced during the year | 1 |
| 9 | New villages benefited during the year | 2 |
| 10 | Benefited village population (in Lakhs) | 600 |
| 11 | Staff Strength | 1914 |
| 12 | Number of Buses constructed & allotted | 8 |

Source: TNSTC-Trichy (Karur DT only)

43.5 RAILWAY LINES AND STATIONS

Year: 2014-15

| Sl. No. | Item | Broad Guage | Meter Gauge | Broad Gauge & Meter Guage | Total |
|---------|----------------------------|-------------|-------------|---------------------------|--------|
| 1 | Route Length (in Km.) | 87.800 | Nil | 87.800 | 87.800 |
| 2 | Tract Length (in Km.) | 99.400 | Nil | 99.400 | 99.400 |
| 3 | Number of Railway Stations | 12 | Nil | 12 | 12 |

Source: Concerned Railway Station.

43.6 PORT DEVELOPMENT

- | | |
|-----------------------|-----|
| 1. Major Ports | NIL |
| 2. Intermediate ports | NIL |
| 3. Minor ports | NIL |

Vessels entered and Cargo handled (Not applicable)

| Name of the Port 1. | Vessels entered 2. | Cargo handled 3. |
|--|-----------------------|---------------------|
| Major Ports: 1. Chennai 2. Tuticorin | -- | -- |
| <u>Intermediate Ports</u> 1. Cuddalore 2. Nagapattinam | -- | -- |
| <u>Minor Ports</u> 1. Kilakarai 2. Rameswaram 3. Pamban 4. Colachal 5. Kanniyakumari 6. Valinokkam * Including Transshipment, Cargo and Container cargo | -- | -- |

Source: Concerned Port Office

43.7 AIR PORTS

Year: 2014-15

| Sl. No. | Airport | Passengers (in '000') | | | |
|---------|-------------------------------|-----------------------|-------------|---------|-------|
| | | Embarked | Disembarked | Transit | Total |
| 1. | INTERNATIONAL AIRPORT, MADRAS | Nil | | Nil | |
| | a) International | | | | |
| | b) Domestic | | | | |
| 2. | DOMESTIC AIRPORT | Nil | | Nil | ----- |
| | a) Madras | | | | |
| | b) Coimbatore | | | | |
| | c) Madurai | | | | |
| | d) Tiruchirappalli | | | | |

Contd...

| Cargo Handled (Tonne) | | | Revenue (Rs. In lakhs) | | |
|-----------------------|-----------------|--------------|------------------------|---------------|---------------|
| Loaded (7) | Unloaded (8) | Total (9) | PAX (10) | Cargo (11) | Total (12) |
| | | | | | |
| | | | | | |
| | | | | | |
| | -- | Nil | - | | |
| | | | | | |
| | | | | | |
| | | | | | |
| | | | | | |

Source: Concerned Airport

43.8 PRIVATE TRANSPORT OPERATIONS

Year: 2014-15

| I.No. (1) | Name of the Transport Operations (2) |
|--------------|---|
| 1. | Saravana Road Ways – Karur – pugalur |
| 2. | V.K.Aravind Transport – Karur – Chatrapatti |
| 3. | Palani Transports – Karur – Palani |
| 4. | Parani Transport – Karur – Erode |
| 5. | V.K.A.Sons Ltd._-Karur_- Trichy |
| 6. | Karur Roadways – Karur – Velur |
| 7. | Dindigul Transports – Karur – Dindigul |
| 8. | Thirupur Karur Transports – Karur – Thirupur |
| 9. | Malaiyamman Roadways – Velur – Trichy |
| 10. | S.M.Bus Service – Karur – Namakkal |
| 11. | V.V.B.Bus Service – Karur – Palami |
| 12. | V.K.A.Transports – Karur – Dindigul |
| 13. | Pasupathiswara Roadways – Karur – Nanjaikalakurichi |
| 14. | Pallapatti Transports – Karur – Dindigul |
| 15. | Vasugi Transports – Karur – Ariyalur |
| 16. | Vasavi Transports – Karur – Tharagampatti |
| 17. | S.M.R.Transports – Karur – Selam |
| 18. | Jothi Transports – Karur – Thirupur |
| 19. | L.G.B.Transports – Thirumagudalur – Tiruchy |
| 20. | Karur Transport – Karur – Erode |
| 21. | Karur Town Transport – Karur – Ayyalur – Kadavur |
| 22. | Kuziliamparai Transport – Karur – Dindigul |
| 23. | Manaparai Transport – Karur – Manaparai |
| 24. | Vijayalakshmi Transport – Karur – Viralimalai |
| 25. | Raja Transports – Karur – Noyyal |
| 26. | V.P.Gopalakrishnan Transport – Karur – Aravakurichi |
| 27. | P.Sulochana Transport – Karur – Dharapuram |
| 28. | T.Viyapuri Transport – Mayanur – Dharapuram |
| 29. | S.Sathish Transports – Trichy – Pallapatti |
| 30. | A.Samiappan Transport – Karur – Trichy |
| 31. | R.Balakrishnan Transports – Velur – Trichy |
| 32. | R.Saradha Transports – Karur – Kadavur |
| 33. | S.Pasupathi Transports – Karur – Jedarpalayam |
| 34. | S .Gunasekaran Transports – Karur – Thirumugadalur |
| 35. | V.T.Kumaravel Transports – Karur – Manaparai |
| 36. | A.Thamilarasan Transports – Karur – Virupatchi |
| 37. | K.M.Palanichamy Transports – Karur – Palayam |

Source: Concerned Transport Corporation

44. TOURISM

44.1 PLACES OF TOURIST ATTRACTION

Year: 2014-15

| Sl.No. (1) | Tourist Place (2) |
|---------------|---|
| 1. | Mariyamman Temple, Pasupatheswara Temple – Karur |
| 2. | Thanthonimalai – Kalyanavenkatramana swamy Temple |
| 3. | Ayyar Malai – Rathinagireeswarar Temple |
| 4. | Vennai Malai – Baladhandayuthapani Temple |
| 5. | Arunattan Malai – Velayuthampalayam |

Source: District Tourist Development Office.

44.2 LIST OF PLACES OF WORSHIP

Year: 2014-15

| Sl.No. (1) | Places of Worship (2) |
|---------------|------------------------------------|
| 1. | Kadambar Kovil – Kulithalai |
| 2. | Ayyarmalai – Kulithalai |
| 3. | Thanthonimalai Temple – Thanthoni |
| 4. | Mariyamman Temple – Karur |
| 5. | Vennaiimalai Temple – Karur |
| 6. | Pasipatheeswarar Temple – Karur |
| 7. | Venjamangudalur Temple |
| 8. | Velayuthampalayam – Arunattanmalai |

Source: Concerned Office.

44.3 LIST OF HOTELS AND RESTAURANTS

Year: 2014-15

| Sl.No (1) | List of Hotels (2) | List of Restaurants (3) |
|--------------|-----------------------|----------------------------|
| 1. | Amarjothi Hotels | Hotel Manoharan |
| 2. | Hotel Valluvar | Hotel Sundaravilas |
| 3. | Amaravathi Hotels | Hotel Supreme |
| 4. | Nandhini Hotels | |
| 5. | Alwin Plaza | |
| 6. | Sakthi Hotels | |
| 7. | Hotel Subra Towers | |
| 8. | Hotel Amutha | |
| 9. | Hotel Sundaravilas | |
| 10. | Hotel Arun | |
| 11. | Hotel Anand | |

Source: Concerned Office.

44.4 LIST OF TRAVEL AGENTS

Year: 2014-15

| Sl.No. (1) | List of Travel Agents (2) |
|---------------|---------------------------------|
| 1. | Maruthi Travel Agencies, Karur |
| 2. | K.R.L.S. Travel Agencies, Karur |
| 3. | Rajali Travels, Karur |
| 4. | K.P.N.Travels, Karur |
| 5. | K.G.R. Travels, Karur |
| 6. | A.M. Travels, Karur. |
| 7. | Royal Travels, Karur. |
| 8. | Siva Travels, Karur. |
| 9 | Sri Ram Travels, Karur. |
| 10 | Udaya Travels, Karur. |
| 11. | Vinayaka Travels, Karur. |
| 12. | Vivekam Travels, Karur..s |

Source: Concerned Office.

44.5 TRAIN AND SERVICE TIMING 2014-15

| 2011-12No | Place of Dept. | Place of Arrl. | Arrl. to Karur | Dept. from Karur | Remarks |
|------------|-------------------------|-------------------------|----------------|------------------|---------------------------------|
| 16787 | Tirunelveli | Jamudavi | 00:05 | 00:10 | Express, Tue,Sat |
| 16733 | Rameswaram | Okha | 02:40 | 02:45 | Experss Sat |
| 16609/11 | Nagercoil / Thoothukudi | Coimbatore | 03:42 | 03:45 | Express Daily |
| 12690 | Nagercoil | Chennai | 04:12 | 04:15 | Express, Mon |
| 16859 | Egmore | Mangalore | 06:17 | 06:20 | Express Daily |
| 56841 | Trichy | Erode | 09:00 | 09:15 | Passenger Daily |
| 76833 | Trichy | Karur | 11:35 | - | Passenger Expt. Sunday |
| 56826 | Tirunelveli | Erode | 12:30 | 12:40 | Passenger Daily |
| 16340 | Nagercoil | Mumbai | 14:20 | 14:25 | Express Mon,Tue,Wed,Fri |
| 56847 | Trichy | Palghat Town | 14:30 | 14:35 | Passenger Daily |
| 56319 | Nagercoil | Coimbatore | 16:05 | 16:10 | Passenger Daily |
| 56843 | Trichy | Erode | 17:55 | 18:00 | Passenger Daily |
| 12083 | Mailaduthurai | Coimbatore | 18:18 | 18:20 | Jan Shatabti Express Except Tue |
| 76835 | Trichy | Karur | 20:30 | - | Passenger Except Sunday |
| 16187 | Karaikkal | Ernakulam | 21:36 | 21:40 | Express Daily |
| 16231 | Mayiladuthurai | Mysore | 21:57 | 22:00 | Express,Daily |
| 16235 | Tuticorn | Mysore | 22:30 | 22:35 | Express,Daily |
| 16857 | Puduchery | Mangalore | 22:17 | 22:20 | Express, Except Sat |
| 16232 | Mysore | Mayiladuthurai | 02:05 | 02:10 | Express Daily |
| 16188 | Ernakulam Jn. | Karaikkal | 05:52 | 05:55 | Express Daily |
| 76836 | Karur | Trichy | - | 06:55 | Passenger Except Sun |
| 56844 | Erode | Trichy | 09:00 | 09:05 | Passenger Daily |
| 12084 | Ciombatore | Mailaduthurai | 09:23 | 09:25 | Jan Shatabti Express Except Tue |
| 56848 | Palghat | Trichy | 11:38 | 11:40 | Passenger Daily |
| 76834 | Karur | Trichy | - | 15:30 | Passenger Expt. Sunday |
| 56842 | Erode | Trichy | 17:55 | 18:00 | Passenger Daily |
| 16860 | Mangalore | Chennai Egmore | 19:55 | 20:00 | Express Daily |
| 16858 | Mangalore | Puduchery | 03:20 | 03:25 | Express Monday |
| 12689 | Chennai | Nagrcoil | 01:30 | 01:35 | Express Saturday |
| 16236 | Mysore | Tuticorin | 04:35 | 04:40 | Express Daily |
| 16788 | Jamutawi | Tirunelveli | 14:47 | 09:50 | Express Sun,Thurs |
| 56320 | Coimbatore | Nagercoil | 11:20 | 11:25 | Passenger Daily |
| 16734 | Okha | Rameswaram | 13:00 | 13:35 | Express Thursday |
| 56825 | Erode | Tirunelveli | 14:15 | 14:20 | Passenger Daily |
| 16339 | Mumbai GST | Nagercoil | 18:20 | 18:25 | Express Mon,Thu, ,Fri,Sat |
| 16610 / 12 | Coimbatore | Nagercoil / Thoothukudi | 23:35 | 23:40 | Express Daily |
| 17315 | Vasco-da-Gama | Velankani | 06:18 | 06:20 | Express (Tue) |
| 19567 | Thoothukudi | Duvaraga | 04:40 | 04:45 | Vivek Express (Mon) |
| 16618 | Coimbatore | Rameswaram | 22:30 | 22:35 | Express, Tue, |
| 16001 | Chennai Central | Palani | 3:50 | 3:55 | Express Daily |
| 16858 | Mangalore | Pandichery | 3:20 | 3:25 | Express, Monday |
| 16606 | Coimbatore | Mannarkudi | 2:47 | 2:50 | Express Daily |
| 16617 | Rameswaram | Coimbatore | 2:40 | 2:45 | Express, Thursday |
| 16002 | Palani | Chennai Central | 21:05 | 21:10 | Express Daily |
| 16857 | Pandichery | Mangalore | 22:20 | 22:25 | Express, Saturday |
| 16615 | Manarkudi | Coimbatore | 00:22 | 00:25 | Express Daily |

45. Vital Statistics

45.1 BIRTHS AND DEATHS REGISTERED

Year: 2014-15

| Sl.No. (1) | Name of the Block / Municipality (2) | Live Births Registered (3) | Deaths Registered (4) |
|---------------|--|----------------------------------|-----------------------------|
| 1. | Karur Municipality | 8009 | 1753 |
| 2. | Kulithalai Municipality | 1235 | 234 |
| 3. | Karur Block | 553 | 1029 |
| 4. | Thanthoni Block | 435 | 981 |
| 5. | Aravakurichi Block | 520 | 936 |
| 6. | Paramathi Block | 276 | 970 |
| 7. | Kulithai Block | 379 | 694 |
| 8. | Thogmalai Block | 568 | 635 |
| 9. | Kadavur Block | 685 | 912 |
| 10. | Krishnarayapuram Block | 974 | 1007 |
| | TOTAL | 13634 | 9151 |

Source: D.D., Health Services

45.2 BIRTH, DEATH AND INFANT MORTALITY RATES

Year: 2014-15

| Birth Rate (1) | Death Rate (2) | Infant Mortality (3) |
|-------------------|-------------------|-------------------------|
| 12.3 | 5.1 | 17.6 |

Source: D.D., Health Services

45.3 DEATH BY CAUSES

Year: 2014-15

| Sl.No. (1) | Name of the Cause for Death (2) | No.of Deaths (3) |
|---------------|------------------------------------|---------------------|
| - | Nil | - |

Source: Concerned Office.

46. Voluntary services

46.1 LIST OF VOLUNTARY SERVICES AVAILABLE IN THE DISTRICT FOR THE DEVELOPMENT OF RURAL AND URBAN POPULATION

Year: 2014-15

| Sl. No (1) | Name of the NGO (2) | List of Voluntary Service (3) | Phone no.& E.Mail (4) |
|---------------|---------------------------|---|--|
| 1. | ABCD | Association of Boodhan and Community Development, Kurumbapatti, Balaviduthy post, Tharagampatti(via), Kulithalai-621311. | PP:04323-51210 E.Mail:abcd @yahoo.com |
| 2. | AREDS | Association for Rural Education and Development of Socity, Kattalai, Renganathapuram post, Mayanur(via), Krishnarayapuram Taluk, Karur-639108 | 350618,350617, 350966,350950 Aravanapettai Trg 350399 E.Mail:areadsamy@ net3vsnl.net.in |
| 3. | GRAMIUM | 112B, Cauveri Nager, P.B.18, OPP.To Library, Kulithalai-639104. Karur. | 04323-22842,23708, 04323-23709 cell:98424-23708 E.Mail:gramnara@Yahoo.co.in |
| 4. | GRAMODAYA | P.B.No.6, Manaparai-621306, Trichy Dt. | 04332-62748,60432,60630,60513 cell:98424-60630 Fax:0091-4332-60070 E.Mail:gramodaya@satyam.net.in |
| 5. | ISS | Inba Seva sangam, Sevapur post, Tharagampatti(via),Kulithalai-621311, Karur District. | 04332-79227,79228,79229 E.Mail:inbaseva@yahoo.co.in |
| 6. | SEPAD | Society for Education and Peoples Action for Development, Union Office Road | 383388/383188 |
| 7. | YARD | | pp:04320-42744,38449,38264 E.Mail:pillayard@yahoo.co.in |
| 8. | LEAD | | 341024 cell:9842451234 Panjapatty:04323-44447 E.Mail:radha@md3vsnl.net.in |
| 9. | PSYCHO | | 349842,cell:98430-49484 E.Mail:christraj@hcl infinet.net.in |

Source: Concerned Organisation.

47. WATER WORK AND SUPPLY
47.1 NO. OF SCHEMES OPERATED IN THE DISTRICT

Year: 2014-15

| Sl.No. | Name of the Schemes | No.of the Programmes in the Schemes |
|--------|---|---------------------------------------|
| 1 | Individul power pump scheme – MNP & NRDWP | 123 |
| 2 | Indiviul power pump scheme – Quality affected Habitations | - |
| 3 | Water Supply to Schools | - |
| 4 | Jalmani | - |
| 5 | Rejuvenation works for School | - |
| 6 | Water supply to Primary Health Centre | - |
| 7 | Construction of Check dam | - |
| 8 | Roof Top Harvesting | - |
| 9 | Shaft | 50 |
| 10 | Rejuvenation works for CWSS scheme | 24 |
| 11 | Providing CWSS to 72 habitations in Kosur and 6 other panchayats in Krishnarayapuram union | Scheme under departmental maintenance |
| 12 | Providing CWSS to 72 habitations in Pillalalayam and 6 other panchayats in Krishnarayapuram union | Scheme under departmental maintenance |

Source: Concerned Department.

47.2 NO.OF WORKERS ENGAGED IN THE WATER WORKS AND SUPPLY

Year: 2014-15

| Sl.No. (1) | Name of the Schemes (2) | No.of Workers engaged in water works and supply (3) |
|---------------|------------------------------|---|
| 1. | RURAL WATER SUPPLY SCHEME | Nil |

Source: Concerned Department.

47.3 NO.OF HOUSE CONNECTIONS, FOUNTAINS

Year: 2014-15

| Sl.No. (1) | Name of the Blocks / Municipalities (2) | No. of House water connections (3) |
|---------------|--|--|
| 1. | KARUR MUNICIPALITY | 29643 |
| 2 | KULITHALAI MUNICIPALITY | 1512 |
| 3. | KARUR BLOCK | 3482 |
| 4. | THANTHONI BLOCK | 5015 |
| 5 | ARVAKURICHI BLOCK | 1232 |
| 6 | K.PARAMATHI BLOCK | 1297 |
| 7 | KULITHALAI BLOCK | 1981 |
| 8 | THOGAMALAI BLOCK | 1038 |
| 9 | KRISHNARAYAPURAM BLOCK | 865 |
| 10 | KADVUR BLOCK | 1342 |

Source: Concerned Department

Deputy Director of Statistics,
Karur.