

OFFICE OF THE  
COLLECTOR & DISTRICT MAGISTRATE,  
BOUDH



e-Despatch (For official use only) Government of Odisha			
WEB:	No <input type="checkbox"/>	Yes <input checked="" type="checkbox"/>	
Fax	<input type="checkbox"/>	e-mail <input checked="" type="checkbox"/>	SMS <input type="checkbox"/>
			Local <input type="checkbox"/>

CIVIL SUPPLIES SECTION  
1<sup>ST</sup> FLOOR, DISTRICT MUSEUM  
BOUDH

No. 2980 //  
File No. CS-I-02/2021

Date 24.08.2021  
email-cso.boudh06@gmail.com

To

All Block Development Officers  
Boudh, Harbhanga & Kantamal

The Executive Officer  
Boudhgarh NAC, Boudh

Sub: FPS Dealer-wise allocation of food grains (Rice and Wheat) against Priority Households (PHH) and AAY Households under NFSA, 2013 (Normal Allocation) for the month of Sept-2021 & Oct-2021.

Ref: FS & CW Department allotment Order No. 12126, Dated 21<sup>th</sup> August 2021

Madam / Sir,

With reference to the subject cited above, the allotment order of Rice and Wheat under NFSA-2013 for the month of **September-2021 & October-2021** issued by FS & CW Department, Odisha, Bhubaneswar, is hereby re-allotted for necessary distribution. A stock of **Q. 39852.58** of rice and **Q. 2699.52** of wheat for the month of **Sept-2021 & Oct-2021** from Central Pool is to be distributed among the Priority Households (PHH) and Antodaya Anna Yojana (AAY) households under NFSA-2013 as per enclosed statement.

As per the provision of NFSA-2013 and as per decision of Government of Odisha, the PHH beneficiaries are entitled to get 5 (Five) Kilograms of food grains (Rice, Wheat or Combination of both) per person per month @ Re. 1/- per Kg. The AAY beneficiaries will continue to get 35 Kgs of rice per household per month @ Re.1/- per Kg. The food grains (Rice or Wheat or both) shall be distributed to the PHH & AAY households against new Ration Cards issued under NFSA-2013 at the above prescribed rates.

Distribution of Rice and Wheat at FPS point should be made only through E-PoS Device wherever PoS device has been delivered to the FPS. Sales through manual mode should be discouraged as far as practicable. However, in case of any exigencies or in worst circumstances, such manual mode of distribution should be resorted to only after due approval of concerned BDO/EO with proper justification and the stock account must be entered in RCMS Centre at the end of the distribution for generation of Closing Balance.

The closing balance quantity of Rice and Wheat for the allotment month of Sept-2021 & Oct-2021 as recorded in FPS server has been deducted from the allotment quantity of July-21 & Augst-21.

#### DATELINE FOR SUPPLYCHAIN OPERATION

Sl. No.	Activities	Dateline
1	Lifting and delivery of allotted quantity of food grains to FPSs through Level-II Transport Contractors	Lifting & delivery to start immediately & completed by 20 <sup>th</sup> September 2021
2	Distribution of Rice and Wheat by Fair Price Shops through e-PoS Device	From 21 <sup>st</sup> Sept 2021 to 25 <sup>th</sup> Oct 2021
3	Sales data upload from e-PoS Device	From 21 <sup>st</sup> Sept 2021 to 25 <sup>th</sup> Oct 2021 on a daily basis in PoS and complete data syncing (distribution data) to FPS server by 26 <sup>th</sup> October 2021


The following instructions may be followed strictly for ensuing meticulous distribution among eligible beneficiaries.

1. Timely Financial Arrangement by the FPS Dealers shall be ensured by the concerned Inspector of Supplies / Marketing Inspector as per the Operational Guidelines of Departmental Storage System.
2. The door step delivery of allotted quantities of food grains by the concerned Transport Contractor (Level-II) to the respective FPS dealer shall be ensured sufficiently in advance by the concerned Procurement Inspector / Inspector of Supplies / Marketing Inspector before the dates of distribution.
3. Distribution of rice and wheat @ Re.1/- per kg shall be made in all the Fair Price Shops on 5<sup>th</sup>, 6<sup>th</sup> & 7<sup>th</sup> in first fortnight and 19<sup>th</sup>, 20<sup>th</sup> and 21<sup>st</sup> in second fortnight in each month decided earlier. However, those beneficiaries who are not able to buy their stock within above date may be allowed to buy their entitlements till end of the month after 21<sup>st</sup>.
4. All the PDS distribution should be completed as per the dateline mentioned in the table above. Undistributed allotment of food grains will be considered as Opening Balance while finalizing the allotment for next allotment month.
5. Good quality of food-grains shall be distributed to each card holder in the prescribed scale, on proper weighment and at the government fixed rate.
6. Any changes on retailer position / ration card tagging shall be intimated to the district administration prior to the month of allocation.
7. Complaints on non-distribution of food-grains, charging higher price, less weight & below quality norm shall be enquired into by the concerned Inspector of Supplies immediately and action shall be suggested to the proper quarters against the erring FPS licensees for punishment as per the provisions of O.P.D.S. (Control) Order' 2016.
8. Marketing Inspectors / Inspectors of Supplies are to inspect numbers of F.P.Ss as per the stipulation communicated earlier and also report feedback on contact with beneficiaries.
9. Certificate of GPLAC or WLAC will be obtained on proper distribution of food grains every month and submitted to the BDO / Sub-Collector / ADM with counter signature of Inspector of Supplies / ACSO as per Annexure-1 of DSS Guideline.

You are requested to ensure distribution of food grains to the genuine Ration Card holders.

Encl. - As above.

Yours faithfully,


  
Civil Supplies Officer,  
Boudh

Memo No. 2981 // Dated, 24.08.2021 //

Copy submitted to the Collector, Boudh / Sub-Collector, Boudh for information and necessary action.

Copy to the DIPRO, Boudh for information and necessary action. He is requested to make wide publicity in the matter for awareness of the general public.

Copy to the DIO, NIC, Boudh for information and necessary action. He is requested to host FPS dealer wise allotment in the district Web Portal.


  
Civil Supplies Officer,  
Boudh

Memo No. 2982 // Dated, 24.08.2021 //

Copy to all ACSOs, Boudh / Inspectors of Supplies, Boudhgarh NAC / Boudh / Harbhanga / Kantamal for information and with a direction to closely monitor the delivery of stock by the Transport Contactor at retail point and to ensure proper distribution of food grains to the genuine Ration Card holders in his / her jurisdiction.

Copy to the Procurement Inspector In-Charge, OSWC Godown, Boudh (PEG) / PEG Godown, Jiakata, Purunakatak / PEG Godown, Sulia for information and necessary action. They are directed to ensure delivery of allotted PDS stocks at the door step of the FPS dealers in time by the Level-II Transport Contractors.

Copy to Accounts Section, OSCSC Ltd., Boudh for information and necessary action. He is directed to take steps for preparation of Lifting Plan and ensure complete lifting of stock as per lifting plan communicated by OSCSC Ltd., Bhubaneswar within stipulated time.


  
Civil Supplies Officer,  
Boudh

Memo No. 2983 // Dated, 24.08.2021 //

Copy submitted to President, Zilla Parishad, Boudh / Chairperson, Boudhgarh NAC / Boudh / Harbhanga & Kantamal for information and necessary action.

Copy submitted to Hon'ble M.P, Kandhamal / Hon'ble MLA, Boudh / Hon'ble MLA, Kantamal for kind information and necessary action.

Copy submitted to Joint Secretary to RDC (SD), Berhampur for information and necessary action.

  
Civil Supplies Officer,  
Boudh


**ALLOTMENT OF RICE AND WHEAT UNDER NFSA-2013 FOR THE MONTH OF SEPT 21 & OCT-21**

Sl. No.	Name of the FPS Dealer	Name of the G.P / Ward	Name of the District : BOUDH												Name of the ULB : BOUDHGARH NAC					
			Priority House Hold												AAY Households				Total Allotment (in Quintal)	
			Net Allotment (Kg of Rice or Wheat per person per month)												Nett. Allotment @ Kg of Rice per family (in Qtlis)				Total Allotment (in Qtlis)	
No. of cards	No. of Family Member	Sep-21		Oct-21		Total		No. of Cards	No. of Family Members	Sep-21	Oct-21	Total	Cards / Families	Family Members	Rice	Wheat				
		Rice	Wheat	Rice	Wheat	Rice	Wheat										Rice	Wheat		
1	0604C012-SECRETARY, G.E.C.C	WARD NO.15	616	1859	60.03	32.92	60.03	32.92	120.06	65.84	273	842	95.55	191.10	889	2701	311.16	65.84		
2	0604P008-MIRODPRASAD SAHOO	WARD NO.11	493	1695	63.43	21.32	63.43	21.32	126.86	42.64	139	419	48.65	97.30	632	2114	224.16	42.64		
3	0604P014-SATYABAN PRADHAN	WARD NO.15	385	1233	43.64	18.01	43.64	18.01	87.28	36.02	121	399	42.35	84.70	506	1632	171.98	36.02		
4	0604P015-ANIL KUMAR BEHERA	WARD NO. 16	310	1041	40.58	11.47	40.58	11.47	81.16	22.94	94	251	32.9	65.80	404	1292	146.96	22.94		
5	0604P016-SHISHIR KUMAR PAL	WARD NO. 7	289	1092	42.52	12.08	42.52	12.08	85.04	24.16	81	304	28.35	56.70	370	1396	141.74	24.16		
6	0604P023-UMASHANKAR AGRAWALLA	WARD NO. 7	394	1208	39.57	20.83	39.57	20.83	79.14	41.66	134	434	46.9	93.80	528	1642	172.94	41.66		
TOTAL			2487	8128	289.77	116.63	289.77	116.63	579.54	233.26	842	2649	294.70	589.40	3329	10777	1168.94	233.26		

  
 Civil Supplies Officer  
 Boudh


**ALLOTTMENT OF RICE AND WHEAT UNDER NFSA-2013 FOR THE MONTH OF SEPT 21 & OCT-21**

Sl. No.	Name of the FPS Dealer	Name of the G.P / Ward	Name of the District : BOUDH												Name of the Block : BOUDH				
			Priority House Hold (PHH)						AAY Households						Total			Total Allotment (in Quintal)	
			Net Allotment (Kg of Rice or Wheat per person per month)						Nett. Allotment @ kg of Rice per family (in Qnts)						Cards / Families	Family Members	Rice	Wheat	
			No. of Cards	No. of Family Members	Sep-21		Oct-21		Total	No. of Cards	No. of Family Members	Sep-21	Oct-21	Total					
		Rice	Wheat	Rice	Wheat	Rice	Wheat	Rice	Wheat	Rice	Wheat								
1	PEO, SAGADA	SAGADA	1362	4964	237.77	10.43	237.77	10.43	475.54	20.86	279	902	97.65	195.30	1641	5866	670.84	20.86	
2	PEO, AINLAPALI	AINLAPALI	1118	3745	173.77	13.48	173.77	13.48	347.54	26.96	191	498	66.85	133.70	1309	4243	481.24	26.96	
3	PEO, MUNDIPADAR	MUNDIPADAR	1355	4717	220.09	15.76	220.09	15.76	440.18	31.52	274	909	95.90	191.80	1629	5626	631.98	31.52	
4	PEO, ROXA	ROXA	1118	3825	176.54	14.71	176.54	14.71	353.08	29.42	211	608	73.85	147.70	1329	4433	500.78	29.42	
5	PEO, BAGHIAPADA	BAGHIAPADA	1508	4860	226.47	16.53	226.47	16.53	452.94	33.06	288	895	100.80	201.60	1796	5755	654.54	33.06	
6	PEO, BADHIGAON	BADHIGAON	1394	4282	203.19	10.91	203.19	10.91	406.38	21.82	288	852	100.80	201.60	1682	5134	607.98	21.82	
7	PEO, PADMANPUR	PADMANPUR	1241	4053	187.99	14.66	187.99	14.66	375.98	29.32	207	665	72.45	144.90	1448	4718	520.88	29.32	
8	PEO, LAXMIPRASAD	LAXMIPRASAD	1029	3931	180.84	15.71	180.84	15.71	361.68	31.42	206	611	72.10	144.20	1235	4542	505.88	31.42	
9	PEO, TALASARADA	TALASARADA	1444	5330	246.68	19.82	246.68	19.82	493.36	39.64	300	1145	105.00	210.00	1744	6475	703.36	39.64	
10	PEO, BAHIRA	BAHIRA	1383	4910	231.23	14.27	231.23	14.27	462.46	28.54	245	785	85.75	171.50	1628	5695	633.96	28.54	
11	PEO, KHUNTABANDHA	KHUNTABANDHA	1201	4279	180.91	33.04	180.91	33.04	361.82	66.08	233	771	81.55	163.10	1434	5050	524.92	66.08	
12	PEO, AMBAJHARI	AMBAJHARI	1287	4384	213.52	5.68	213.52	5.68	427.04	11.36	214	628	74.90	149.80	1501	5012	576.84	11.36	
13	PEO, GOCHHAPADA	GOCHHAPADA	1137	4017	186.81	14.04	186.81	14.04	373.62	28.08	253	803	88.55	177.10	1390	4820	550.72	28.08	
14	PEO, MURUSUNDHI	MURUSUNDHI	1305	4745	204.04	33.21	204.04	33.21	408.08	66.42	300	925	105.00	210.00	1605	5670	618.08	66.42	
15	PEO, GUNDULIA	GUNDULIA	1354	4690	224.77	9.73	224.77	9.73	449.54	19.46	257	937	89.95	179.90	1611	5627	629.44	19.46	
16	PEO, BAUNSUNI	BAUNSUNI	1186	4003	178.15	22.00	178.15	22.00	356.30	44.00	248	838	86.80	173.60	1434	4841	529.90	44.00	
17	PEO, BRAHMANIPALI	BRAHMANIPALI	1193	4086	190.94	13.36	190.94	13.36	381.88	26.72	245	884	85.75	171.50	1438	4970	553.38	26.72	
18	PEO, MANUPALI	MANUPALI	1332	4624	205.76	25.44	205.76	25.44	411.52	50.88	224	719	78.40	156.80	1556	5343	568.32	50.88	
19	PEO, TELIBANDHA	TELIBANDHA	1377	4677	209.27	24.58	209.27	24.58	418.54	49.16	255	852	89.25	178.50	1632	5529	597.04	49.16	
20	PEO, TIKARAPADA	TIKARAPADA	1194	4156	202.64	5.16	202.64	5.16	405.28	10.32	259	793	90.65	181.30	1453	4949	586.58	10.32	
21	PEO, MUNDAPADA	MUNDAPADA	1221	4037	182.24	19.61	182.24	19.61	364.48	39.22	263	830	92.05	184.10	1484	4867	548.58	39.22	
22	PEO, KASURBANDH	KASURBANDH	1167	4153	190.68	16.97	190.68	16.97	381.36	33.94	162	442	56.70	113.40	1329	4595	494.76	33.94	
23	PEO, KHALIAPALI	KHALIAPALI	905	3072	141.60	12.00	141.60	12.00	283.20	24.00	157	480	54.95	109.90	1062	3552	393.10	24.00	
TOTAL			28811	99540	4595.90	381.10	4595.90	381.10	9191.80	762.20	5559	17772	1945.65	3891.30	34370	117312	13083.10	762.20	

  
 Civil Supplies officer  
 Boudh


**ALLOTTMENT OF RICE AND WHEAT UNDER NFSA-2013 FOR THE MONTH OF SEPT 21 & OCT-21**

Sl. No.	Name of the FPS Dealer	Name of the G.P./Ward	Name of the District : BOUDH										Name of the Block : HARABHANGA									
			Priority House Hold (PHH)										AAY Households									
			Net Allotment (Kg of Rice or Wheat per person per month)					Total					Nett. Allotment (@ kg of Rice per family (in Qtls))					Total				
No. of Cards	No. of Family Members	Sep-21		Oct-21		Total		No. of Cards	No. of Family Member	Sep-21	Oct-21	Total	Cards / Families	Family Members	Total Allotment (in Quintal)							
		Rice	Wheat	Rice	Wheat	Rice	Wheat								Rice	Wheat						
1	PEO, HARABHANGA	HARABHANGA	1596	5315	226.38	39.37	226.38	39.37	452.76	78.74	103.95	103.95	207.90	1893	6134	660.66	78.74					
2	PEO, SARASARA	SARASARA	1606	5260	230.34	32.66	230.34	32.66	460.68	65.32	95.20	95.20	190.40	1878	6107	651.08	65.32					
3	PEO, TILESWAR	TILESWAR	1740	5716	247.07	38.73	247.07	38.73	494.14	77.46	107.80	107.80	215.60	2048	6633	709.74	77.46					
4	PEO, TALAGAON	TALAGAON	1206	3694	179.56	5.14	179.56	5.14	359.12	10.28	81.55	81.55	163.10	1439	4349	522.22	10.28					
5	PEO, BANIBHUSANPUR	BANIBHUSANPUR	1048	3480	163.93	10.07	163.93	10.07	327.86	20.14	78.05	78.05	156.10	1271	4117	483.96	20.14					
6	PEO, DHALPUR	DHALPUR	1250	4153	184.59	23.06	184.59	23.06	369.18	46.12	80.15	80.15	160.30	1479	4891	529.48	46.12					
7	PEO, KUSANGA	KUSANGA	1194	3709	165.14	20.31	165.14	20.31	330.28	40.62	79.45	79.45	158.90	1421	4374	489.18	40.62					
8	PEO, CHHATRANGA	CHHATRANGA	1198	4058	174.57	28.33	174.57	28.33	349.14	56.66	80.50	80.50	161.00	1428	4673	510.14	56.66					
9	PEO, PURUNAKATAK	PURUNAKATAK	1873	6163	273.69	34.46	273.69	34.46	547.38	68.92	123.55	123.55	247.10	2226	7092	794.48	68.92					
10	PEO, BANDHAPATHHAR	BANDHAPATHHAR	1127	3861	173.53	19.52	173.53	19.52	347.06	39.04	71.75	71.75	143.50	1332	4560	490.56	39.04					
11	PEO, RAMAGARH	RAMAGARH	1228	4210	180.45	30.05	180.45	30.05	360.90	60.10	77.35	77.35	154.70	1449	4796	515.60	60.10					
12	PEO, SAMPOCH	SAMPOCH	1519	5255	232.07	30.68	232.07	30.68	464.14	61.36	87.85	87.85	175.70	1770	5956	639.84	61.36					
13	PEO, LUNIBAHAL	LUNIBAHAL	1248	4387	202.83	16.52	202.83	16.52	405.66	33.04	75.25	75.25	150.50	1463	4960	556.16	33.04					
14	PEO, SANKULEI	SANKULEI	1166	3912	171.17	24.43	171.17	24.43	342.34	48.86	91.00	91.00	182.00	1426	4540	524.34	48.86					
15	PEO, ADENIGARH	ADENIGARH	1250	4255	199.53	13.22	199.53	13.22	399.06	26.44	92.05	92.05	184.10	1513	4967	583.16	26.44					
16	PEO, B. N. PUR	B. N. PUR	1482	5134	223.73	32.97	223.73	32.97	447.46	65.94	105.35	105.35	210.70	1783	6007	658.16	65.94					
17	PEO, BAMANDA	BAMANDA	1624	5654	256.88	25.82	256.88	25.82	513.76	51.64	95.90	95.90	191.80	1898	6477	705.56	51.64					
18	PEO, MATHURA	MATHURA	2028	6863	318.30	24.85	318.30	24.85	636.60	49.70	102.55	102.55	205.10	2321	7673	841.70	49.70					
19	PEO, MAHALIKPADA	MAHALIKPADA	1049	3346	149.50	17.80	149.50	17.80	299.00	35.60	66.50	66.50	133.00	1239	3964	432.00	35.60					
20	PEO, KARANJAKATA	KARANJAKATA	991	3428	161.73	9.67	161.73	9.67	323.46	19.34	48.30	48.30	96.60	1129	3866	420.06	19.34					
TOTAL			27423	91853	4114.99	477.66	4114.99	477.66	8229.98	955.32	1744.05	1744.05	3488.10	32406	106136	11718.08	955.32					

  
 Civil Supplies Officer  
 Boudh


**ALLOTMENT OF RICE AND WHEAT UNDER NFSA -2013 FOR THE MONTH OF SEPT 21 & OCT-21**

Sl. No.	Name of the FPS Dealer	Name of the G.P / Ward	Name of the District : BOUDH												Name of the Block : KANTAMAL					
			Priority Households (PHH)						AAY Households						Total			Total Allotment (in Quintal)		
			Nett. Allotment kg of Rice or Wheat per person per month						Nett. Allotment kg of Rice per family (in qtls)						Total			Total Allotment (in Quintal)		
			No. of Cards	No. of Family Members	Sep-21		Oct-21		Total	No. of Cards	No. of Family Members	Sep-21	Oct-21	Total	Cards / Family	Family Member	Total	Rice	Wheat	
		Rice	Wheat	Rice	Wheat	Rice	Wheat	Rice	Wheat	Rice	Wheat									
1	PEO, AMBAGAON	AMBAGAON	1116	3849	179.59	12.86	179.59	12.86	359.18	25.72	58.45	116.90	1283	4346	476.08	25.72				
2	PEO, BARAGOCCHHA	BARAGOCCHHA	1270	4452	204.86	17.74	204.86	17.74	409.72	35.48	68.25	136.50	1465	5069	546.22	35.48				
3	PEO, BILASPUR	BILASPUR	1600	5466	236.28	37.02	236.28	37.02	472.56	74.04	102.20	204.40	1892	6321	676.96	74.04				
4	PEO, DAPALA	DAPALA	1368	4780	219.10	19.90	219.10	19.90	438.20	39.80	87.15	174.30	1617	5623	612.50	39.80				
5	PEO, GHANTAPADA	GHANTAPADA	1770	6128	293.98	12.42	293.98	12.42	587.96	24.84	102.90	205.80	2064	7100	793.76	24.84				
6	PEO, GHIKUNDI	GHIKUNDI	839	2816	130.32	10.48	130.32	10.48	260.64	20.96	44.45	88.90	966	3188	349.54	20.96				
7	PEO, GUDVELIPADAR	GUDVELIPADAR	1099	3649	167.67	14.78	167.67	14.78	335.34	29.56	71.75	143.50	1304	4300	478.84	29.56				
8	PEO, JOGINDRAPUR	JOGINDRAPUR	1025	3632	162.51	19.09	162.51	19.09	325.02	38.18	56.00	112.00	1185	4111	437.02	38.18				
9	PEO, KHALLIAPALI	KHALLIAPALI	767	2487	111.83	12.52	111.83	12.52	223.66	25.04	52.15	104.30	916	2943	327.96	25.04				
10	PEO, KHAMANMUNDA	KHAMANMUNDA	1113	3727	175.53	10.82	175.53	10.82	351.06	21.64	61.95	123.90	1290	4376	474.96	21.64				
11	PEO, KULTAJORE	KULTAJORE	1612	5555	268.76	8.99	268.76	8.99	537.52	17.98	112.70	225.40	1934	6593	762.92	17.98				
12	PEO, LAMBASARI	LAMBASARI	1384	5233	251.64	10.01	251.64	10.01	503.28	20.02	85.40	170.80	1628	6242	674.08	20.02				
13	PEO, MANAMIUNDA	MANAMIUNDA	1640	5662	251.15	31.95	251.15	31.95	502.30	63.90	128.80	257.60	2008	6714	759.90	63.90				
14	PEO, RENGALI	RENGALI	1055	3420	167.94	3.06	167.94	3.06	335.88	6.12	58.10	116.20	1221	3938	452.08	6.12				
15	PEO, RUNDIMAHUL	RUNDIMAHUL	863	2914	141.77	3.93	141.77	3.93	283.54	7.86	56.35	112.70	1024	3352	396.24	7.86				
16	PEO, SIMILIPADAR	SIMILIPADAR	1477	4717	220.50	15.35	220.50	15.35	441.00	30.70	86.80	173.60	1725	5530	614.60	30.70				
17	PEO, SUNDHIPADAR	SUNDHIPADAR	1546	5139	243.55	13.40	243.55	13.40	487.10	26.80	74.55	149.10	1759	5895	636.20	26.80				
18	PEO, UMA	UMA	933	3234	153.81	7.89	153.81	7.89	307.62	15.78	42.70	85.40	1055	3601	393.02	15.78				
19	PEO, KANTAMAL	KANTAMAL	1412	4356	202.63	15.17	202.63	15.17	405.26	30.34	93.45	186.90	1679	5182	592.16	30.34				
20	PEO, PALASAGORA	PALASAGORA	1857	6206	283.33	26.97	283.33	26.97	566.66	53.94	95.90	191.80	2131	7054	758.46	53.94				
21	PEO, KHUNTIGORA	KHUNTIGORA	976	3308	155.74	9.66	155.74	9.66	311.48	19.32	79.10	158.20	1202	4020	469.68	19.32				
22	PEO, BARAGAON	BARAGAON	2156	7306	350.50	14.80	350.50	14.80	701.00	29.60	92.40	184.80	2420	8164	885.80	29.60				
23	PEO, NARAYANPRASAD	NARAYANPRASAD	1415	4866	228.56	14.74	228.56	14.74	457.12	29.48	68.25	136.50	1610	5469	593.62	29.48				
24	PEO, KHATAKHATIA	KHATAKHATIA	1751	5855	261.93	30.82	261.93	30.82	523.86	61.64	98.00	196.00	2031	6748	719.86	61.64				
TOTAL			32044	108757	5063.48	374.37	5063.48	374.37	10126.96	748.74	1877.75	3755.50	37409	125879	13882.46	748.74				

  
 Civil Supplies Officer  
 Boudh

**ALLOTTMENT OF RICE AND WHEAT UNDER NFSA -2013 FOR THE MONTH OF SEPT 21 & OCT-21**

Name of the Block / ULBV	Priority Households (PHH) Nett. Allotment kg of Rice or Wheat per person						AAY Households Nett. Allotment of Rice per family						Total		Total Allotment (in Quintal)		
	No. of Cards	No. of Family Members	Sep-21		Oct-21		Total	No. of Cards	No. of Family Members	Sep-21	Oct-21	Total	Cards / Family	Family Member	Rice	Wheat	
			Rice	Wheat	Rice	Wheat											Rice
BOUDHGARH NAC	2487	8128	289.77	116.63	289.77	116.63	579.54	233.26	842	2649	294.7	294.7	589.4	3329	10777	1168.94	233.26
BOUDH	28811	99540	4595.90	381.10	4595.90	381.10	9191.80	762.20	5559	17772	1945.65	1945.65	3891.3	34370	117312	13083.10	762.20
HARABHANGA	27423	91853	4114.99	477.66	4114.99	477.66	8229.98	955.32	4983	14283	1744.05	1744.05	3488.1	32406	106136	11718.08	955.32
KANTAMALA	32044	108757	5063.48	374.37	5063.48	374.37	10126.96	746.74	5365	17122	1877.75	1877.75	3755.5	37409	125879	13882.46	746.74
TOTAL	90765	308278	14064.14	1349.76	14064.14	1349.76	28128.28	2699.52	16749	51826	5862.15	5862.15	11724.30	107514	360104	39852.58	2699.52

  
 Civil Supplies Officer  
 Boudh