



Digital Locker

(<https://digitallocker.gov.in>)

National Informatics Center,
Collector Office, Osmanabad

Current Challenges



Documents in physical form leading to huge administrative overhead




Challenges to residents in submission of multiple copies of certificates to avail services



Sharing of physical documents is a challenge



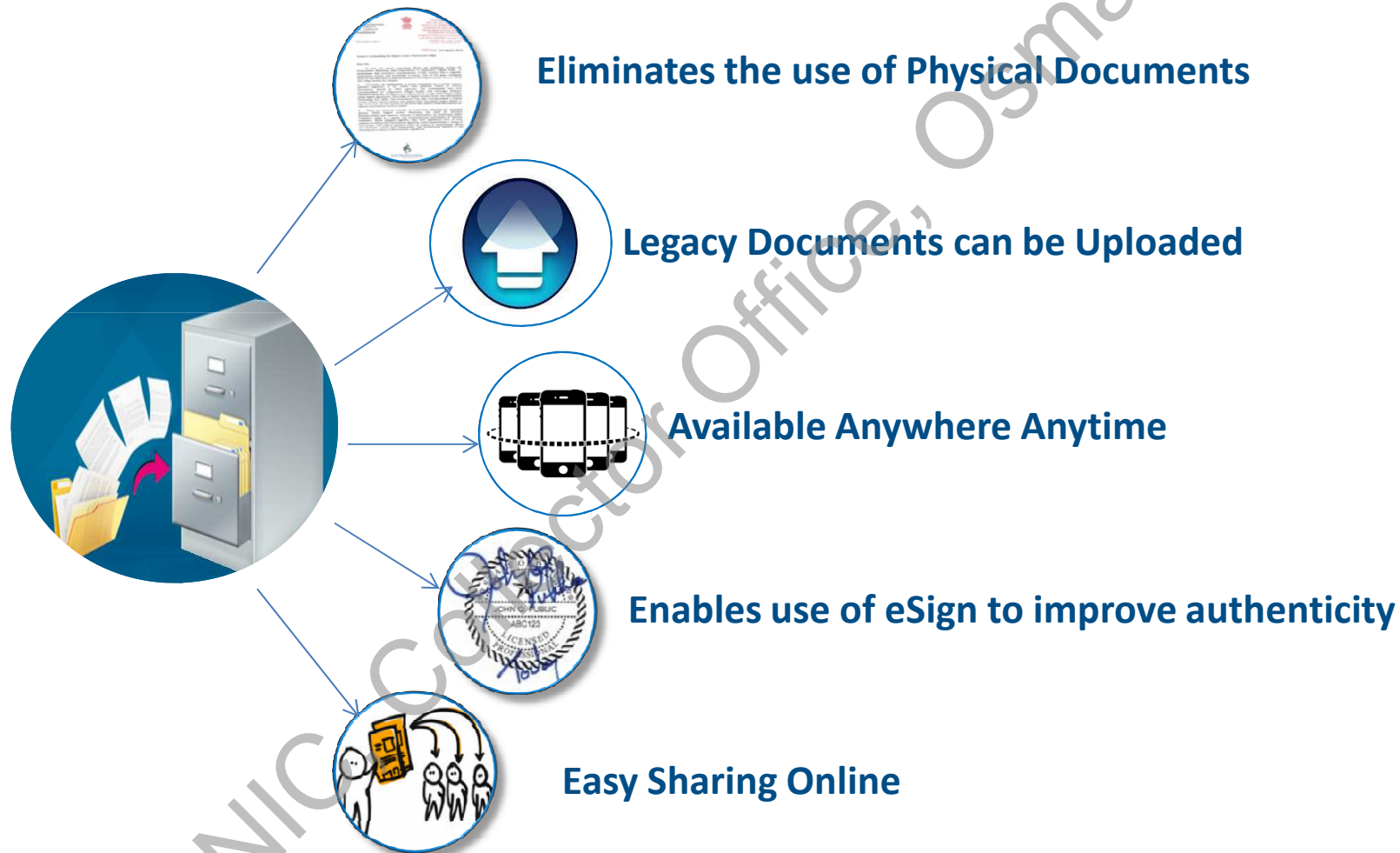
It is a challenge to verify Authenticity of physical document and their copies



Objectives of Digital Locker

- ❖ Enable digital empowerment of residents by providing them with Digital Locker on the cloud
- ❖ Minimize the use of physical documents
- ❖ Ensure Authenticity of the e-documents and thereby eliminating usage of fake documents
- ❖ Secure access to Govt. issued documents through a web portal and mobile application for residents
- ❖ Reduce administrative overhead of Govt. departments and agencies and make it easy for the residents to receive services
- ❖ Anytime, anywhere access to the documents
- ❖ Enable e-Signing of documents and make them available electronically and online

Digital Locker - Solution



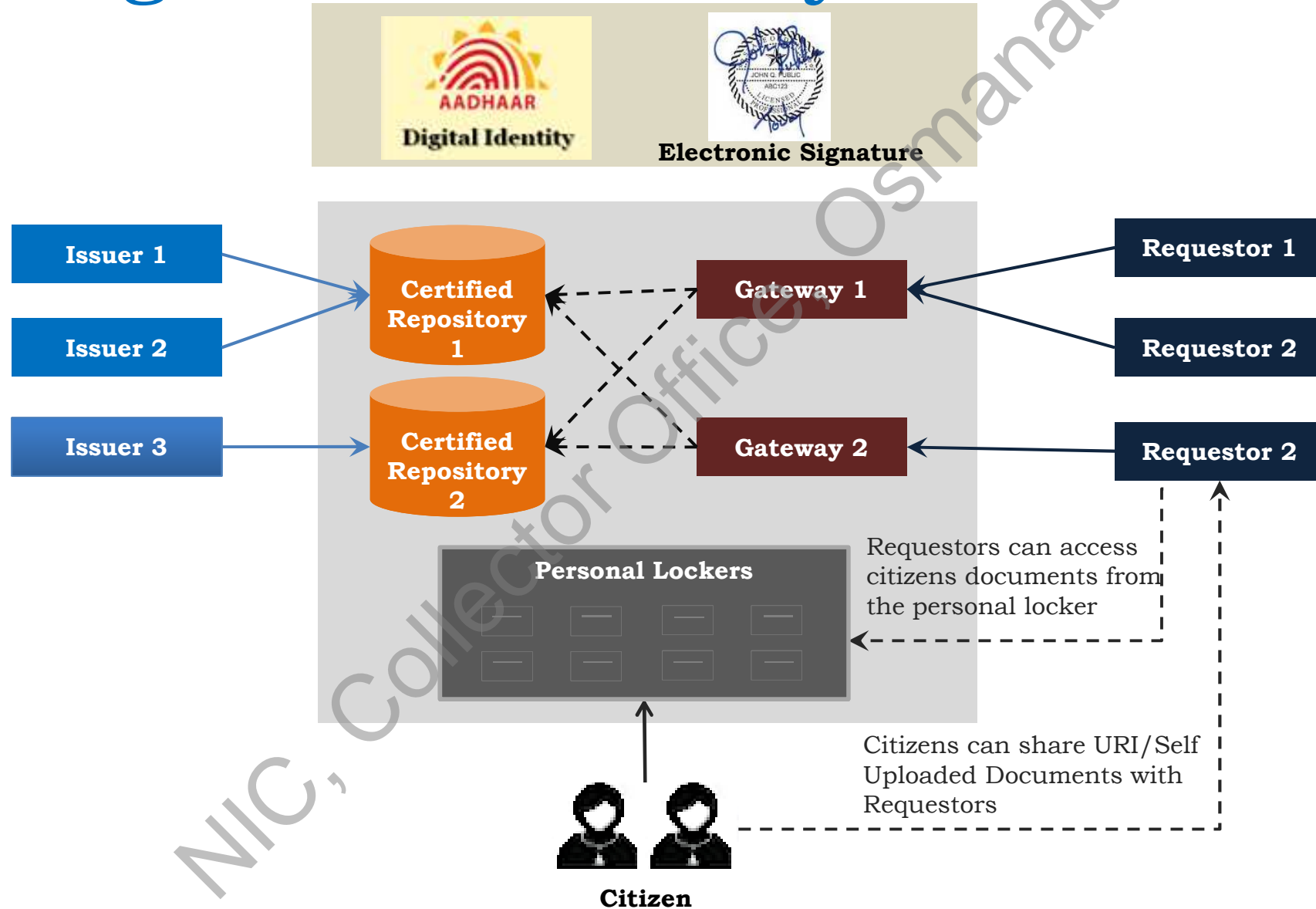
How It Works?

Issuers such as CBSE, Income Tax Department issue certificates to the citizens in electronic format through Digital Locker

Citizens can share these certificates with other agencies who need these certificates as supporting documents to avail various services



Digital Locker Ecosystem



Digital Locker Ecosystem...

Stakeholders	Components
<p>Issuer</p> <ul style="list-style-type: none">◦ Entity issuing e-documents to individuals in a standard format and making them electronically available e.g. CBSE, Registrar Office, Income Tax department, etc. <p>Requester</p> <ul style="list-style-type: none">◦ Entity requesting secure access to a particular e-document stored in the repository (e.g. University, Passport Office, Regional Transport Office, etc.) <p>Resident</p> <ul style="list-style-type: none">◦ An individual who uses the Digital Locker service based on Aadhaar and OTP (One Time Password) authentication.	<p>Repository</p> <ul style="list-style-type: none">◦ Collection of e-documents and exposing a standard API for secure real-time access. <p>Access Gateway</p> <ul style="list-style-type: none">◦ Online mechanism for requesters to access an e-document in a uniform way from various repositories in real-time <p>Digital Locker</p> <ul style="list-style-type: none">◦ Dedicated personal storage space, linked to each resident's Aadhaar- To securely store e-documents- To store URI link of e-documents- eSign online service to digitally sign documents <p>Digital Locker Portal</p> <ul style="list-style-type: none">◦ Digital Locker directory list of registered Issuers, repositories, gateways, policies, guidelines and forms◦ Dashboard for providing real time transaction volumes of the e-documents accessed



DigiLocker Beta

Department of Electronics & Information Technology (DeitY)
Ministry of Communications & IT, Government of India

[Register Now >](#)



Upload Documents



✔ What is DigiLocker?

Dedicated personal storage space, linked to each resident's Aadhaar number. DigiLocker can be used to securely store e-documents as well as store Uniform Resource Identifier (URI) link of e-documents issued by various issuer departments. The e-Sign facility provided as part of DigiLocker system can be used to digitally sign e-documents.

✔ How does DigiLocker work?

To Sign-up for the DigiLocker you need to have an Aadhaar and mobile number registered with Aadhaar. Type your Aadhaar number and the captcha code. After clicking signup button, an OTP (One Time Password) will be sent to the registered mobile number and email-id. Enter OTP and click on "Validate OTP" button to complete the sign up and login.

✔ How is DigiLocker going to help me?

It will minimize the use of physical documents and will provide authenticity of the e-documents. It will provide secure access to Govt. issued documents. It will also reduce administrative overhead of Govt. departments and agencies and make it easy for the residents to receive services.

Send your queries to :
support@digitallocker.gov.in



DigiLocker Beta

Department of Electronics & Information Technology (DeitY)
Ministry of Communications & IT, Government of India

Sign In using any of three options listed below



Sign In with Aadhaar OTP

Enter Aadhaar Number

Use OTP

Use Fingerprint



Sign In with Username

Enter Username

Enter Password

Sign In

Forgot Password?

Sign In with Social Media



Sign in with Google



Sign in with Facebook

OR

OR

A citizen can sign in using one of the three options



DigiLocker Beta

Department of Electronics & Information Technology (DeitY)
Ministry of Communications & IT, Government of India

Welcome, [Profile](#) | [Logout](#)

[Home](#)

My Certificates

[My Profile](#)

[My Issuer](#)

[My Requester](#)

[Directories](#)

[Resources](#)

[FAQs](#)

[Contact Us](#)

[Logout](#)

Department Issued Documents

Sr. No.	URI	Certificate Name	Issued Date	Share
1	in.gov.mahaonline-SECER-1451641561255100040275	Senior Certificate	04/07/2015	Share

Self Uploaded Documents

[Upload Documents](#)

Sr. No.	Document Name	Uploaded Date	Status	Action	Details	Share	e Sign
1	My Test Document	15/05/2015	Details Not Verified	✕	NA	Share	eSign
2	Excellence Award	15/05/2015	Details Not Verified	✕	NA	Share	eSign
3	Award	15/05/2015	eSigned	✕	NA	Share	✔

You can download your eAadhaar and store it here.

How to Use Digital Locker

For Residents

- ❖ Issuer departments issue documents to citizens in their Digital Locker using citizen's Aadhaar number
- ❖ Resident can also upload documents in their Digital Locker and eSign them.
- ❖ Residents can share these documents with requesters by sharing a link to the document to the email address of the requester.

For Issuers

- ❖ After registering on the Digital Locker, issuers can upload the document in a standard XML format in the designated repository using repository service provider API.

For Requesters

- ❖ A Requester needs to first register with an access gateway to onboard Digital Locker system.
- ❖ A Requester can use document URIs to securely retrieve the documents from the repository through an access Gateway

For more information...

- Log on to the resources section of Digital Locker website -
<https://digitallocker.gov.in/Resources.aspx>

NIC, Collector Office, Osmaniabad



Thank You

NIC, Collector Office, Osmanabad