



11

22-01/19



सुदृढ़ प्रजातंत्र हेतु वृहत्तर सहभागिता

झारखण्ड सरकार
मंत्रिमंडल (निर्वाचन) विभाग,
सेक्टर-2, धुर्वा, राँची।

पत्रांक 02/निर्वा0 (EVM)-11-33/2019/...5757

राँची, दिनांक 22/11/2019

प्रेषक,

दिनय कुमार चौबे,
मुख्य निर्वाचन पदाधिकारी
-सह- सचिव।

सेवा में,

सभी जिला निर्वाचन पदाधिकारी -सह- उपायुक्त,
झारखण्ड।

विषय:- EVM Brochure for Electors- regarding.

प्रसंग :- भारत निर्वाचन आयोग, नई दिल्ली से का पत्रांक 51/8/Booklet/2019-EMS दिनांक 19/11/2019

महाशय,

उपर्युक्त विषयक प्रासंगिक पत्र की प्रति संलग्न करते हुए कहना है कि आयोग द्वारा EVM Brochure for Electors संलग्न कर पत्र के साथ आवश्यक कार्रवाई हेतु उपलब्ध कराया गया है जिसमें Components of EVM & VVPAT, Technical Security Features, Administrative Measures and Role of Candidates and their Agents, Randomization, various layers of Security of polled EVMs and VVPATs and How to cast your Vote आदि के संबंध में जानकारियां उपलब्ध है।

उक्त Brochure को पर्याप्त मात्रा में प्रिंट करा सभी उम्मीदवारों, उनके एजेन्ट्स तथा आम मतदाताओं के मध्य समुचित रूप से वितरित कराना सुनिश्चित किया जाए। साथ ही इसे जिले की वेबसाईट पर आज ही अपलोड कराया जाए।

अनु0 :- यथोक्त।

विश्वासभाजन

(Signature)
22/11/19

(दिनय कुमार चौबे)
मुख्य निर्वाचन पदाधिकारी -सह-
सचिव।

ज्ञापक 02/निर्वा0 (EVM)-11-33/2019/...5757

राँची, दिनांक 22/11/2019

प्रतिलिपि :- प्रभारी विभागीय कंप्यूटर शाखा को अनुलग्नक सहित सूचनार्थ एवं आवश्यक कार्रवाई हेतु प्रेषित। EVM Brochure for Electors को आज ही विभागीय वेबसाईट पर अपलोड कराना सुनिश्चित किया जाए।

(Signature)
22/11/19

(दिनय कुमार चौबे)
मुख्य निर्वाचन पदाधिकारी -सह-
सचिव।

पत्रांक 3207 / निर्वाचन, दिनांक - 28/11/2019
प्रतिलिपि - सभी सहायक निर्वाचन पदाधिकारी, जिला - डेक्कन /
सभी निर्वाचन पदाधिकारी, जिला - डेक्कन /
जिला सुजना एवं विष्णु पदाधिकारी, डेक्कन /
कुं सुजना एवं डेक्कन के निर्वाचन पदाधिकारी /
सचिव /
मंत्र अंतर्गत विभागका अधिकार है, मतदाता बनें।
उप निर्वाचन पदाधिकारी
देवेंद्र
28/11/19

Electon

ELECTION COMMISSION OF INDIA

(7)

NIRVACHAN SADAN, ASHOKA ROAD, NEW DELHI-110001

No. 51/8/Booklet/2019-EMS

Dated: 19th November, 2019

To

ACEO (e)

The Chief Electoral Officers of
all States/UTs.

Subject: EVM Brochure for Electors-regarding.

Sir/Madam,

I am directed to forward herewith the EVM Brochure for Electors, which elucidated various aspects of EVMs & VVPATs viz. components of EVMs & VVPATs, Technical Security Features, Administrative Measure and Role of Candidates and their Agents, Randomizations, various layers of Security of Polled EVMs/VVPATs and How to Cast Your Vote, for necessary action.

The said brochure shall also be made uploaded on the CEO's website.

Yours faithfully,

Lata Tripathi


(Lata Tripathi)
Under Secretary

1856/etc
23/11/19

738/Aceo
23.11.19

US (e)
Pk. put up immediately.
18
23/11/19

EVM BROCHURE FOR ELECTORS




November, 2019

ELECTION COMMISSION OF INDIA

lak

5



Control Unit (CU), Voter Verifiable Paper Audit Trail (VVPAT) and Ballot Unit (BU)


The Electronic Voting Machine (EVM) being used by the Election Commission of India (ECI) since 1982 are absolutely tamperproof. This is achieved due to several advanced technologies in its design, very strict quality controls in manufacturing and several administrative safeguards during its use. Successful use of EVMs has given a quantum leap to India's credibility in conducting elections worldwide.

Use of Voter Verifiable Paper Audit Trail (VVPAT) with EVM bring additional transparency and credibility, as voters can verify that their votes are cast as intended. When a vote is cast, a slip is printed by the VVPAT containing the serial number, name and symbol of the candidate and remains exposed through a transparent window for about 7 seconds. Thereafter this slip automatically gets cut and falls in the sealed drop box of VVPAT. The slips remain sealed and are available for audit by the Courts. Slips from 5 polling stations randomly picked up in each Assembly Constituency/every Assembly Segment of Parliamentary Constituency are also counted and matched with EVM count.

COMPONENTS OF AN EVM & VVPAT

1. The EVM consists of Control Unit (CU) and Ballot Unit (BU) and their connection cables.
2. The CU is kept with the Presiding Officer while BU and VVPAT are kept in the voting compartment.

Handwritten signature



4

BU and CU Carrying Cases

TECHNICAL SECURITY FEATURES OF EVM

- a. EVMs are stand alone machines and are not accessible remotely.
- b. The software programme in Control Unit (CU), Balloting Unit (BU) and VVPAT is one time programmed and hence neither readable nor rewriteable.
- c. The software is designed and approved by Technical Expert Committee (TEC), comprising of eminent Professors of various IITs.
- d. Third party testing is done by Standardisation Testing and Quality Certification (STQC) Directorate.
- e. Each key press on EVMs is logged in the machine with time and date stamp and is available for audit by the Courts.

ADMINISTRATIVE MEASURES AND ROLE OF CANDIDATES AND THEIR AGENTS

➔ Security of EVMs:

1. The EVMs are kept under double lock and key and under police security.
2. Functionality checks (First Level Checking) are performed in the presence of Political Parties and their representatives.
3. Security seals are also put in the presence of political party representatives.
4. Each EVM undergoes Mock Poll minimum 3 times before use in a Poll.

late

5



Randomisation:

Random allocation of EVMs and VVPATs is made to Assembly Constituencies and to polling stations through EVM Management System developed by Election Commission of India (ECI). Randomization is done in the presence of Political Parties/Candidates.

During the process of Commissioning of EVMs, Ballot Paper is fixed on the Balloting Unit and the EVMs are prepared for the number of candidates in fray in a particular constituency. It must be noted here that arrangement of names in the ballot paper, and hence the Ballot Unit, is in alphabetical order, first for the National & State Recognised Parties, followed by other State Registered Parties, and then by Independents. Thus, the sequence in which the candidates appear on the Ballot Unit is contingent on the names of the candidates and their party affiliation and cannot be ascertained beforehand. Hence, the serial number of the candidates of any particular party will vary in each constituency and cannot be determined beforehand thereby ruling out any possibility of manipulation.

tab


2

Witnessed by Candidates:

Political Parties, Candidates and their agents play an Important role in First Level Checking of EVM and VVPAT. Randomization of EVMs and VVPATs for allocating them Assembly Constituency wise and Polling Station wise, Commissioning of EVMs and VVPATs, use of EVMs and VVPATs in Polling Station and Storage of EVMs and VVPATs:

Various layers of security of polled EVMs/VVPATs

1. Unique ID of BUs, CUs & VVPATs are shared with political parties/candidates
2. Sealing of CU and BU with Pink Paper Seals at FLC and Commissioning respectively on which political parties and candidates put their signatures.
3. Sealing of EVMs/VVPATs before starting actual poll on which polling agents also put their signatures.
4. Seals on carrying cases of EVMs/VVPATs after closing of poll on which polling agents also put their signatures.
5. Double lock system at the door of strong room on which candidates also put their own seals.
6. CCTV feed to Candidates Camping Area to monitor strong room.
7. Two Cordoned round-the-clock security (Inner perimeter manned by CAPF and Outer perimeter by State Armed Police).
8. Log-book and videography of officers inspecting the two cordons daily.
9. 24/7 security arrangement for unused EVMs also.

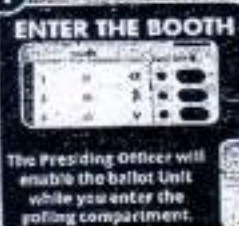


Handwritten signature or mark.

HOW TO CAST YOUR VOTE

USING EVM & VVPAT

1 ENTER THE BOOTH



The Presiding Officer will enable the ballot Unit while you enter the polling compartment.

2 CAST YOUR VOTE



Press the Blue Button on the Ballot Unit against the name /symbol of candidate of your choice.

3 SEE THE LIGHT




The red light against the name/symbol of candidate chosen will glow.

4 SEE THE PRINT



The Printer will print a ballot slip containing Serial Number, Name and Symbol of the chosen Candidate as shown.

The slip will be visible for 7 seconds.



NOTE!

If you do not see the ballot slip and hear the load beep please contact the Presiding officer.

ELECTION COMMISSION OF INDIA

URL : <https://eci.nic.in>

Kate