


**REPORT OF
COVID-19 ACTIVITIES
WEST KHASI HILLS DISTRICT**

FROM JULY 2020 TILL DATE

- ▣ Total confirmed: 182
- ▣ Total active cases: 02
- ▣ Total cured/discharged cases: 179
- ▣ Total death: 01

Monthly review of active cases



Monthly Review of Active Cases from July 2020 till date

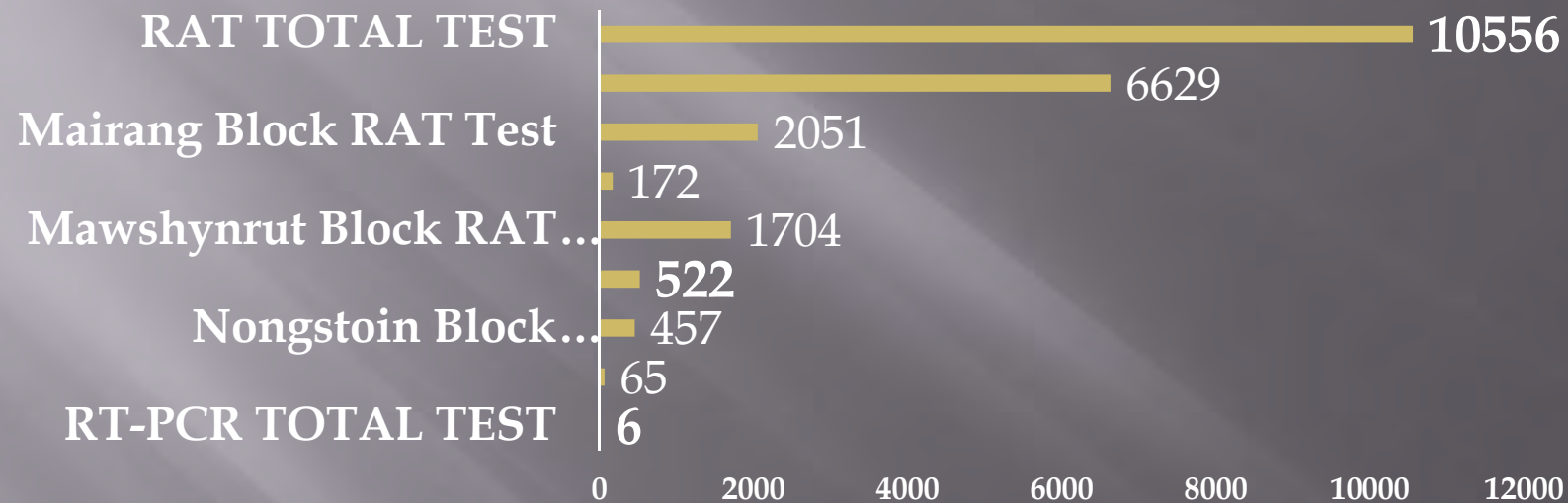
▣ **TRUNAT testing**

Actively at

1. CCC Nongstoin
2. CCC Mairang

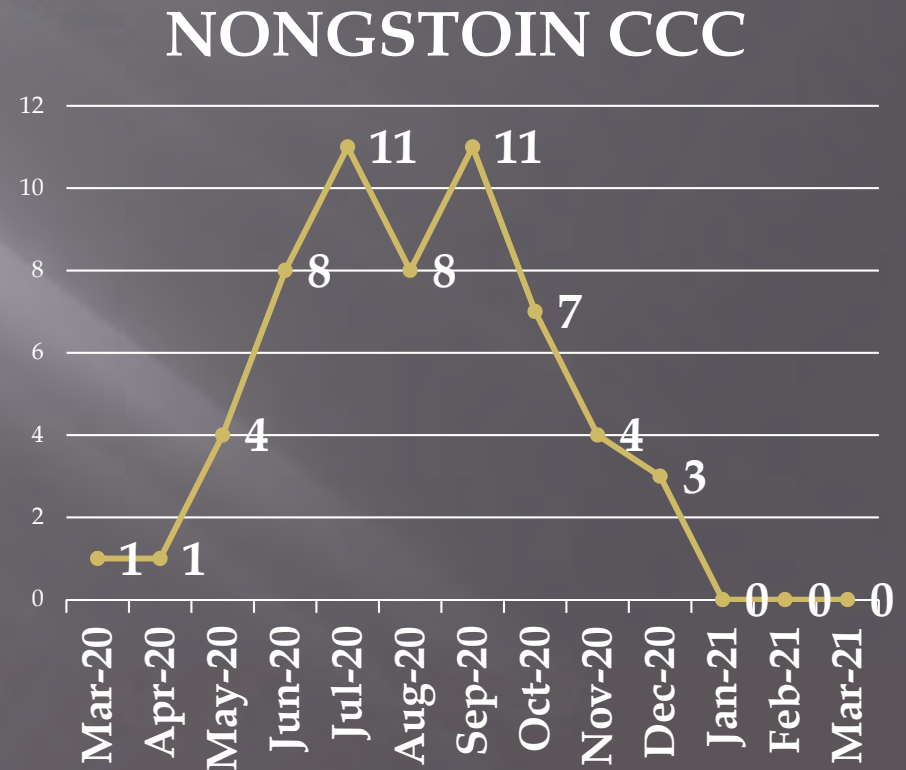
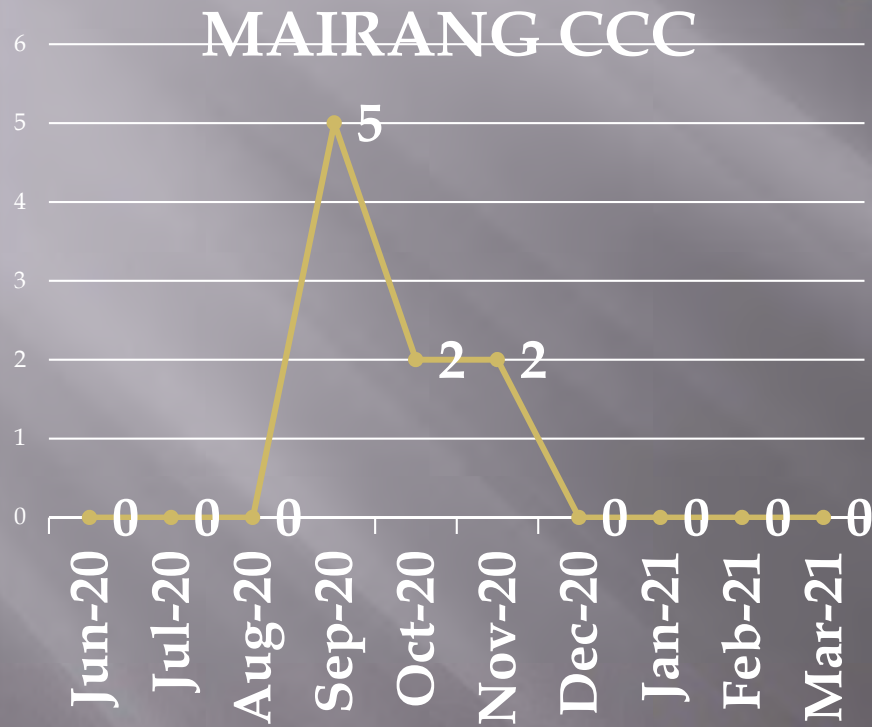
Both Screening and Confirmatory testing are available.

TOTAL TEST DONE BY RAT, TRUENAT & RT-PCR



Total test done by RAT, TRUENAT & RT-PCR from July
2020 till date

DETAILS OF CCCs (NONGSTOIN & MAIRANG) FROM MARCH 2020 TILL DATE



ACTIVE SURVEILLANCE CONDUCTED

- ▣ Four Active Surveillance has been conducted in the district till date.
- 1. Nongstoin Market Complex(1st December 2020).
- 2. Nongstoin to Shillong Tourist Stand, Nongstoin (21st January 2021).
- 3. Shallang Market (17th March 2021).
- 4. Wahlakhaw Village, Mairang (07th April 2021)

2. STAFF IN-PLACE FOR COVID MANAGEMENT IN THE DISTRICT

MEDICAL OFFICERS FOR COVID-19

- Nongstoin Civil Hospital- 02 (MBBS)
- Mairang Civil Hospital- 02 (Dental & Ayush)

DISTRICT COVID MANAGEMENT UNIT (DCMU) WKHD

- ▣ District Programme Manager-1
- ▣ District Data Manager-1
- ▣ District Surveillance Manager-1
- ▣ Data Entry Operator-1

DISTRICT TASK FORCE: 3.LATEST PROTOCOLS

Returnees are now categorized into 2 categories:

- ▣ Outside NE States- a negative RTPCR/TRUENAT/CBNAAT report valid within 72 hours is needed to be produced at the entry point or to be sampled at the entry point on payment basis
- ▣ For NE States: a negative RAT report valid within 48 hours need to be produced at the entry point or to be sampled at the entry point on payment basis at the rate of 250/-

DISTRICT TASK FORCE:

4. REVIEW OF COVID-19
ACTIVITIES IN WEST KHASI
HILLS

District task force meetings and meetings with all Stakeholders held for Covid -19 Measures and Preparedness 2020-2021 :

5th of March 2020

19th March 2020

23rd March 2020

3rd April 2020

7th of April 2020

6th July 2020

12th of November 2020

8th April 2021

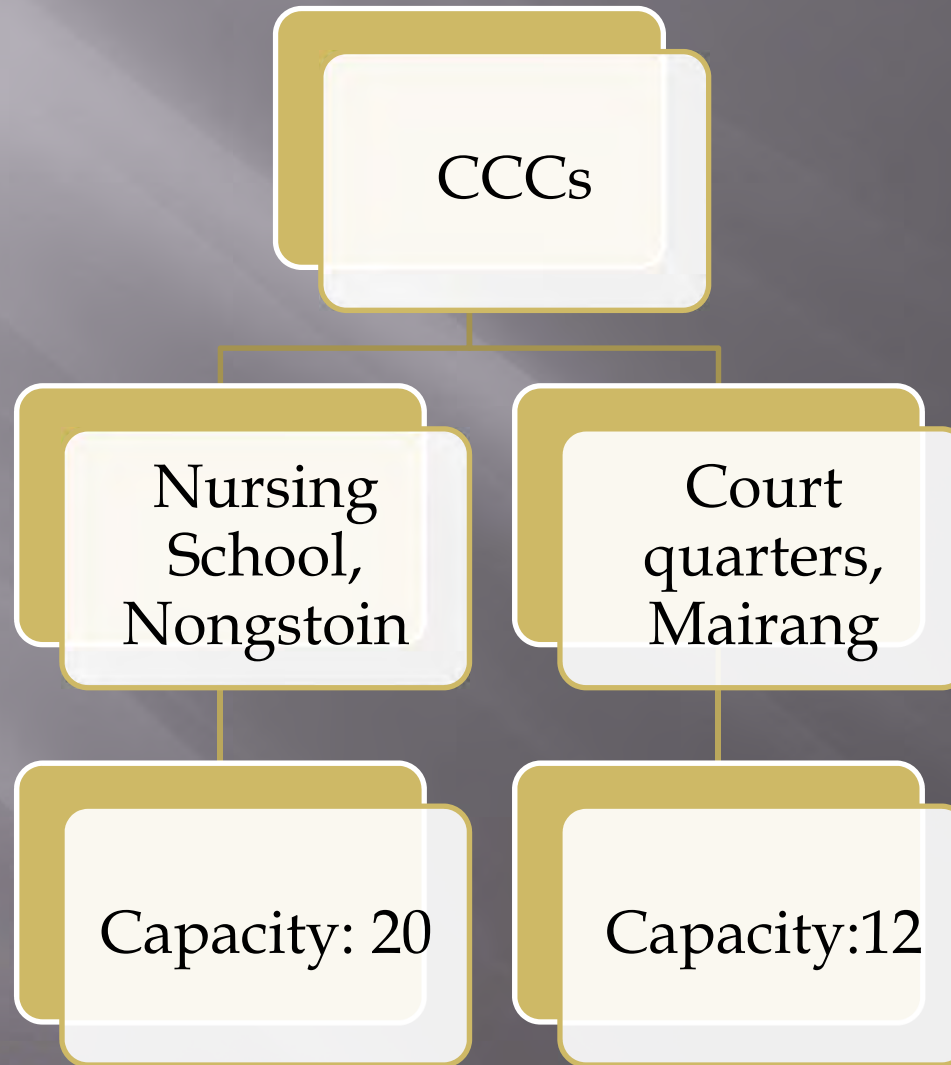
Trainings conducted:

- ▣ Training of Health Care staff
- ▣ Training of all traditional medicine heads
- ▣ Training of all departments
- ▣ Training of civil defence personnel
- ▣ Training of various associations
- ▣ Training of all interested volunteers

Activities:

- ▣ Formation of RRT in each block.
- ▣ Formation of 642 Village Health Committees, which were later named as Community Covid Management units(CCMTs) and were 804 in total
- ▣ Set up of 755 Community Quarantine Centres
- ▣ Set up of 3 24*7 district helplines

Management activities:



Testing

- ▣ RAT → RT-PCR
- ▣ Rapid Antigen test
- ▣ Truenat → RT-PCR

Activities:

- ▣ IEC
- ▣ Random testing
- ▣ Active Surveillance
- ▣ 121 trainings on Behavioral Change were conducted in the District for all stakeholders
- ▣ Sensitisation Programmes on Covid-19 Vaccination conducted for Govt Officials, Front Line Workers, Health Workers, Ashas, Anganwadis, Village Heads, Religious Leaders, NGOs.
- ▣ Training of District Task Force Teams for Management of Dead Bodies conducted

DISTRICT TASK FORCE:
5. Responsibilities of the RRTs

Members of RRT(in each block)

- ▣ 3 Laboratory technicians
- ▣ 2 Data entry operators

These function under the guidance of the respective Block Medical Officers

Responsibilities of RRT

- ▣ Contact tracing
- ▣ Testing at SARI Clinics
- ▣ Active surveillance
- ▣ Supporting the existing staff of PHCs and Hospitals

6. COVID-19 VACCINATION

- ▣ TOTAL NUMBER OF BENEFICIARIES
VACCINATED TILL DATE 6158

Vaccination Reports

WEST KHASI HILLS DISTRICT

From 16/1/21 Till 7/4/21

HCW Registered	FLW Registered 2961	Citizens Registered 2091	Total Registered 2987	8039
HCW 1st dose	FLW 1st Dose 1800	Citizens 1st Dose 1396	Total 1st dose 2962	6158
% 1st Dose HCW	% 1st Dose FLW 60.79%	% 1st dose Citizens 66.76%	Total % 1st Dose 99.16%	76.60%
HCW 2nd Dose	FLW 2nd dose 1093	Citizens 2nd dose 912	Total 2nd Dose 284	2289
% 2nd Dose HCW	% 2nd Dose FLW 36.91%	% Citizens 2nd dose 43.62%	Total % 2nd dose 9.51%	28.47%

VACCINATION BY DOSES FROM 16 JAN 21 TILL 5 APR 21

Center	Dose1	Dose2	Total	Vials Issued	Vials Used
Mairang CHC	516	228	744	74	68
Pariong PHC	330	63	393	49	33
Markasa PHC	488	192	680	80	67
Shallang PHC	385	95	480	51	30
Nongstoin civil Hospital	167	151	318	34	34
Wahrit PHC	48	23	71	22	11
M. Maroid PHC	99	31	130	18	15
Nongum PHC	119	35	154	22	15
Nongstoin CHC	1285	621	1906	199	173
Nongkhlaw CHC	105	29	134	35	22
Riangdo CHC	328	129	457	68	51
Maweit PHC	178	30	208	24	18
Rambrai PHC	274	55	329	43	33
Kynshi PHC	246	44	290	55	23
Dongki Ingding PHC	139	18	157	25	15
Mawkarah S/C	56	1	57	-	-
Aradonga PHC	248	71	319	33	21
Nonglang PHC	171	54	225	45	31
Myriaw PHC	375	86	461	57	32
Kynrud PHC	164	35	199	25	20
Nongthliew PHC	75	35	110	20	14
Umsohpieng Sub Centre	41	0	41	-	-
Kyrdum SC	53	24	77	-	-

VIAL : COVISHIELD

Total Received	1322
Issued	979
Used	726
Remaining in Facility	253
Remaining in DVS	343