









# DISTRICT ANANTNAG



**LEGEND**  
 BOUNDARIES - - - - -  
 ROADS ————  
 HEADQUARTERS ■■■■  
 DISTRICT ■■■■  
 TEHSIL ■■■■  
 IMPORTANT PLACES ●●●●

- DH 
- MCCH 
- SDH 
- DTC 
- PHC 
- SC 

Model Hospital Dooru 

## PROFILE –Main Indicators

<b>S.No</b>	<b>Indicator</b>	<b>Status</b>
<b>01.</b>	Medical Blocks	07
<b>02.</b>	GMC Anantnag District Hospital	01
<b>03.</b>	M&CCH/GMC Anantnag	01
<b>04.</b>	SDH/CHC	05
<b>05.</b>	PHC	62 (including 36 NTPHC's)
<b>06.</b>	24X7 PHC	11 (incorporated in above PHC's)
<b>07.</b>	DTC	01
<b>08.</b>	SC	140
<b>09.</b>	SNCU	01
<b>10.</b>	NBSU	05
<b>11.</b>	NBCC	24
<b>12.</b>	RKS	47
<b>13.</b>	VHSNC	341
<b>14.</b>	No of cold chain points	40
<b>15.</b>	No of Schools	1455
<b>16.</b>	No of AWC's	1842
<b>17</b>	No of ASHAs	Sanction: 902 In-position:860

## MEDICAL BLOCK WISE POPULATION

S.NO	Name of Block	Population
01.	Achabal	255117
02.	Bijbehara	116665
03.	Larnoo	202152
04.	Mattan	152025
05.	Sallar	97961
06.	Shangus	81446
07.	Verinag	138579
	<b>TOTAL</b>	<b>1043945</b>

**BLOCK WISE DETAILS OF HEALTH INSTITUTIONS IN DISTRICT ANANTNAG**

<b>BLOCK</b>	<b>DH</b>	<b>MCCH</b>	<b>DTC</b>	<b>CHC</b>	<b>PHC</b>	<b>Sub Center/ MAC</b>	<b>NTPHC</b>
<b>ACHABAL</b>	<b>1</b>	<b>1</b>	<b>1</b>	<b>0</b>	<b>3</b>	<b>29</b>	<b>6</b>
<b>BIJBEHARA</b>	<b>-</b>	<b>-</b>	<b>-</b>	<b>1</b>	<b>4</b>	<b>12</b>	<b>3</b>
<b>LARNOO</b>	<b>-</b>	<b>-</b>	<b>-</b>	<b>1</b>	<b>5</b>	<b>24</b>	<b>10</b>
<b>MATTAN</b>	<b>-</b>	<b>-</b>	<b>-</b>	<b>1</b>	<b>4</b>	<b>24</b>	<b>4</b>
<b>SALLAR</b>	<b>-</b>	<b>-</b>	<b>-</b>	<b>0</b>	<b>4</b>	<b>19</b>	<b>3</b>
<b>SHANGUS</b>	<b>-</b>	<b>-</b>	<b>-</b>	<b>1</b>	<b>3</b>	<b>9</b>	<b>5</b>
<b>VERINAG</b>	<b>-</b>	<b>-</b>	<b>-</b>	<b>1</b>	<b>3</b>	<b>23</b>	<b>5</b>
<b>TOTAL</b>	<b>1</b>	<b>1</b>	<b>1</b>	<b>5</b>	<b>26</b>	<b>140</b>	<b>36</b>

## STATUS OF MANPOWER REGULAR SIDE

	<b>Category</b>	<b>Sanctioned</b>	<b>In position</b>	<b>vacant</b>
<b>I</b>	<b>Doctors Sanctioned</b>	<b>168</b>	<b>140</b>	<b>28</b>
<b>ii</b>	<b>Paramedical Sanctioned</b>	<b>1004</b>	<b>975</b>	<b>29</b>
<b>iii</b>	<b>Class Iv Sanctioned/Sweepers</b>	<b>505</b>	<b>497</b>	<b>8</b>

## STATUS OF MANPOWER NHM SIDE

S.No	Category	Sanction	Inposition	Vacant
1	Specialists	6	4	2
2	Medical Officer MBBS	40	32	8
3	Medical Officer ISM	60	60	0
4	Dental Surgeon	2	2	0
5	Paramedical Staff	392	366	26
6	Programme Management Unit/Support Staff	43	39	4
<b>GRAND TOTAL</b>		<b>543</b>	<b>503</b>	<b>40</b>

**Note:- Some Vacancies are to be filled by SHS NHM J&K/GMC Anantnag and vacant posts at District Level have been advertised & hiring is under process.**

**WORKDONE 2020-21 UPTO FEB-2021**

ANC Registrations		13647
OPD		747777
Admissions		34198
Surgeries	Major	1916
	Minor	17296
Normal Deliveries		5590
LSCS		3869
Lab Tests		303646
Ultrasound		26036
CT scan		505
X RAY		35804
ECG		15417
Total Immunization Doses		250628
Dental Performance		55087
Deaths		276
Referrals		4529

## STATUS OF COVID-19

STATUS OF COVID-19									
	Sampled		Positive		Total		Percentage		
S.No	RTPCR	RAT	RTPCR	RAT	Tests	Positive	RAT	RTPCR	Total
1	44699	156916	2421	2713	201615	5134	1.73	5.42	0.03
2	Covid Deaths			94					
3	Case Fatality rate			1.83					



## COVID-19 VACCINATION STATUS

S.NO	Block	FLWs	HCWs			Total	Genral Public		Total	2nd Dose	2nd Dose	Total	G.Total
			Asha	ICDS	HCWS		45 Year	60 Years		HCW	FLW		
1	Achabal	4183	130	97	447	4857	71	1863	1934	276	1506	1782	8573
2	Larnoo	799	167	189	377	1532	3	1769	1772	326	518	844	4148
3	Verinag	1525	86	169	182	1962	335	1906	2241	154	914	1068	5271
4	Shangus	117	78	138	253	586	71	893	964	201	92	293	1843
5	Bjbehara	742	2	56	50	850	387	2834	3221	68	445	513	4584
6	Mattan	1639	134	273	326	2372	13	1536	1549	363	985	1348	5269
7	Sallar	1272	64	125	208	1669	329	1302	1631	147	799	946	4246
8	DH Ang	232	0	6	602	840	25	165	190	376	78	454	1484
9	Bijbehara SDH	208	61	150	201	620	54	323	377	142	154	296	1293
10	Dooru SDH	148	25	62	137	372	2	374	376	112	123	235	983
<b>Total</b>		<b>10418</b>	<b>747</b>	<b>1219</b>	<b>2783</b>	<b>15660</b>	<b>1290</b>	<b>12965</b>	<b>14255</b>	<b>2165</b>	<b>5614</b>	<b>7779</b>	<b>37694</b>

Dose	Category	Target	Achivement	%age			
HCW(Ist Dose)	Health Care Workers	3530	2770	78	HCW(2nd Dose)	Healt Care Workers	2165
	Ashas	859	747	87	FLW(2nd Dose)	CRPF/Police	5614
	ICDS W/H	3300	1219	37			
	<b>Total</b>	<b>7535</b>	<b>4736</b>	<b>63</b>			
FLW(Ist Dose)	CRPF	7002	5659	81			
	Police	6992	4509	64			
	PRI	0	0	0			
	Municipalities	345	145	42			
	Revenue	388	105	27			
	BSF	0	0	0			
	<b>Total</b>	<b>14727</b>	<b>10418</b>	<b>71</b>			
Citizens(ist Dose)	Above 60	97082	14255	15			
	45 TO 59						

**(Languishing Projects)****Rs. In Lacs**

S.No	Name of the Languishing Project	Name of the Department	Name of the Executing Agency	Estimated Cost	Approved Cost by JKIDFC under LP	Work done	Bills Uploaded	Expenditure as on date	Present Status	Target date of Completion
1	2	3	4	5	6	7	8	9	10	11
1	PHC Kandiwara(JKHB)	Health	JKHB	262.000	220.000	33.20	0.000	0.000	Plinth completed, brick work in progress (30 % Completed)	2021
2	NTPHC Aishmuqam (JKPHC)	Health	JKPHC	188.000	168.000	80.00	28.740	28.740	Plinth completed,G F COMPLETED(45 % Completed)	2021
3	NTPHC Kehribal(JKPHC)	Health	JKPHC	188.000	168.000	94.00	49.580	49.580	Plinth completed,G F COMPLETED(45 % Completed)	2021
4	NTPHC Veeri(JKPHC)	Health	JKPHC	226.970	18.420	179.00	0.000	0.000	Completed and Inaugrated (100 % Completed)	2020
5	NTPHC Hiller(JKPHC)	Health	JKPHC	188.000	168.000	150.00	46.270	46.270	TRUSS COMPLETED ,Finishing in progress (85% Completed)	2021
6	NTPHC Nanil(SICOP)	Health	SICOP	189.700	154.480	154.48	99.034	99.034	GF Completed and Ist Floor Slab in Progresscompleted , Finishing in progress (95% Completed)	2021
7	NTPHC Karawa Rampora(JKPHC)	Health	JKPHC	188.000	173.000	140.00	86.980	86.980	TRUSS WORK IN PROGRESS (80% Completed)	2021
8	Construction of NTPHC at Hatigam	Health	JKHB	188.000	178.000	48.50	0.000	0.000	Plinth in progress	2021
9	PHC at Watnard(JKPHC)	Health	JKPHC	379.880	375.000	180.00	69.980	69.980	Ist Floor Slab Laid (45 % Completed)	2021
10	PHC at Arwani	Health	JKPHC	271.440	266.440	120.00	83.640	83.640	G F COMPLETED , IST FLOOR SLAB TO BE LAID(60% Completed)	2021
11	PHC SADIWARA	Health	JKHB	285.000	112.640	72.50	0.000	0.000	85%	2021
<b>Total</b>				<b>2554.990</b>	<b>2001.980</b>	<b>1251.68</b>	<b>464.224</b>	<b>464.224</b>		

## AB-PMJAY (Ayushman Bharat - Pradhan Mantri Jan Arogya Yojna) since inception till 24-03-21

		GOVT. HOSPITALS							PRIVATE HOSPITALS				
S.No	Indicator	MMABM Hospital	M&CCH	SDH Bijbehara	SDH Seer	SDH Kokernag	SDH Dooru	SDH Shangus	Al Noor Hospital	Interfrion	South City	Wani Hospital	Total
1	Hospital wise No of Pre-auths raised	3829	353	43	65	74	28	45	800	1600	294	636	<b>7767</b>
2	No. of Claims settled	3304	150	23	46	34	10	42	500	1370	130	584	<b>6193</b>
3	No. of pending	525	203	20	19	40	18	3	300	230	164	52	<b>1574</b>
4	Claim amount received	1,84,71,615	14,64,900	2,27,000	3,33,000	3,42,800	1,72,988	1,01,250	50,00,000	15,09,320	25,00,900	86,00,000	38723773

## STATUS OF REGISTRATION OF BENEFICIARIES & ISSUANCE OF GOLDEN CARDS

Total Beneficiaries Verified	No. of beneficiaries registered today	Total Approved/ (Golden Card Issued )	No. of Golden Cards approved today	Card Rejections from ISA to SHA today	Total Pendency	Pendency at ISA Level	Pendency at SHA Level	Auto Approval as on
422753	600	337013	598	323	85740	153	85587	34151

## Status of Dialysis Centre (Pradhan Mantri National Dialysis Programme)

From April 2018 to February 2021

	2018	2019	2020
Total No. of Dialysis sessions	2697	3257	3647