

## SOP for Change / forgot Password of Govt. Email ID

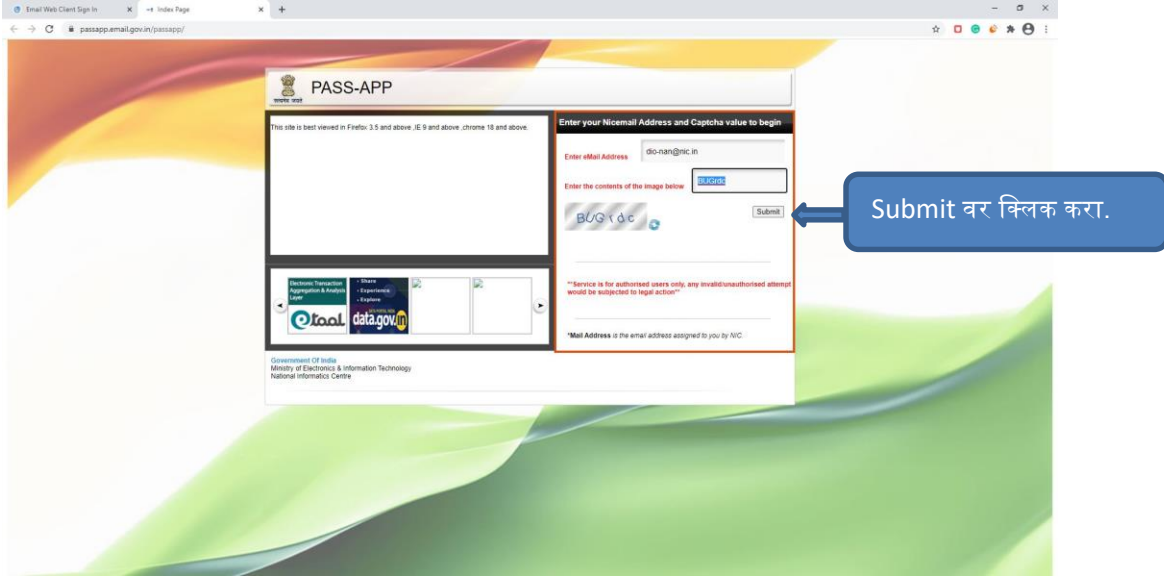
- 1) <https://email.gov.in> या लिंक वर क्लिक करा.
- 2) Forgot / Change password वर क्लिक करा.



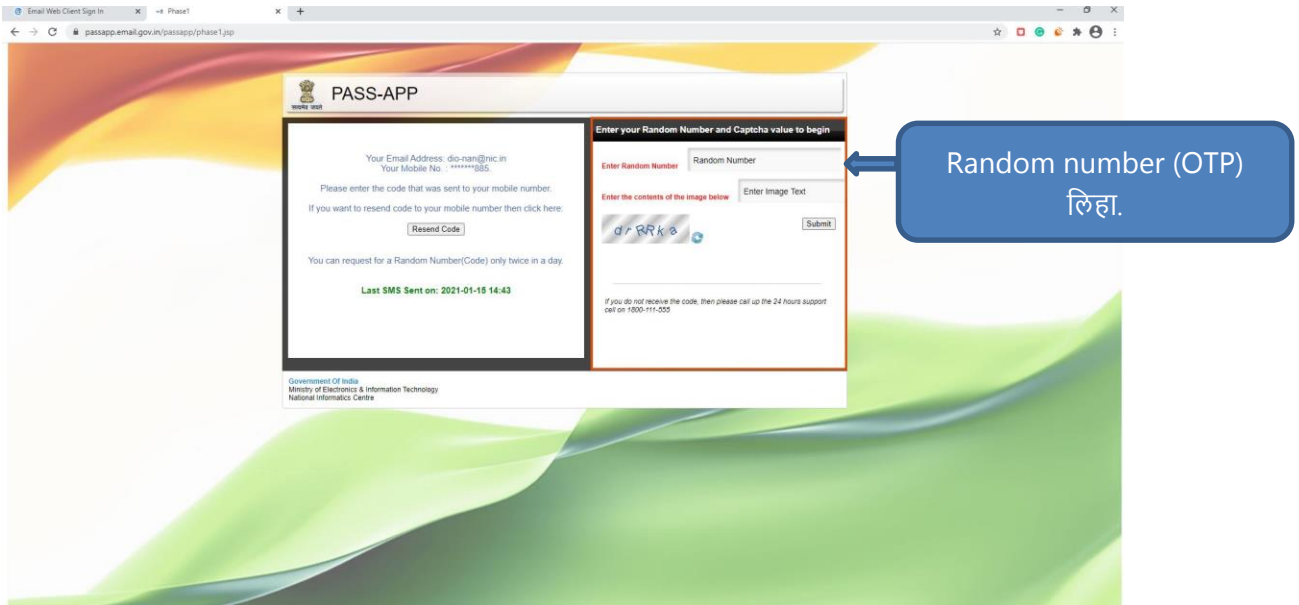
- 3) E-mail address लिहा व दिलेला CAPTCHA लिहा.



4) Submit वर क्लिक करा.



5) Registered mobile वर random number (OTP) आला असेल, तो random number (OTP) लिहा.



6) Registered Mobile No. वरिल OTP येथे भरा.

**Enter your Random Number and Captcha value to begin**

Enter Random Number


Enter the contents of the image below



*If you do not receive the code, then please call up the 24 hours support cell on 1800-111-555*

Registered Mobile No. वरिल OTP येथे भरा


7) नविन पासवर्ड लिहा व कॅप्चा ऍड करून submit बटन वर क्लिक करा. तुमचा पासवर्ड यशस्वीरित्या बदलेल.

 **PASS-APP**  
सत्यमेव जयते

Enter Password according to NIC-Email Change Password Policy.

**Password Policy:**  
Must contain Uppercase, lower case, number, Special Characters and the password should be atleast 8 characters Long and must not contain dictionary word. You cannot enter your old password.

**Enter your New Password and Captcha value:**



Government Of India  
Ministry of Electronics & Information Technology  
National Informatics Centre