

Rate list of Sub Tehsil Wazirabad Distric Gurugram for the year 2018 to 2019 w.e.f from-2018-

S. No.	Name of Village	Must No.	Rates for the year of 2018 to 2019					Revised Rates for the year of 2018 to 2019							
			Agriculture Land (Rs. Per Acre)	Reside natiol (Rs. Per Sq. Yards.)	Commer cial	Rates of Land upto 2 Acre depth from NH/NPR 25% Major district Roads 10%			Agriculture Land (Rs. Per Acre)	Reside natiol (Rs. Per Sq. Yards.)	Commer cial	Rates of Land upto 2 Acre depth from NH/NPR 25% Major district Roads 10%			
						NH/NPR 25%	Road					NH/NPR 25%	Majaor Road 10%		
1	Adampur		20400000	18000	44000	NA	NA	NA	30000000	18000	44000	NA	NA	NA	NA
2	Bindapur		21250000	18000	43000	NA	NA	NA	30000000	18000	43000	NA	NA	NA	NA
3	Fathepur		20400000	18000	42000	NA	NA	NA	30000000	18000	42000	NA	NA	NA	NA
4	Ghata	AREA WITH RESI./COMME/INDUST./INSTI. ZONE'S Mustil No And Salam Mustil No 1-2-3-4-5-6-7-8-9-10-11-12-13-14-15-16-17-18-19-22-23-24-25-26-27-28-29-30-31-32-33-34-35-36-37-38-39-40-41-45-46-47-48-49-50-51-57-58-59-60-61-62-63-65-66-53-54-55 सुरितल एतल है व 92-93-94-95-min106min-107-108-69-110-111-112-123-109 एतल एतल एतल है। 21//1min-10min-11min-20min-21min, 42//1min-10min-11min-20-21-22min, 44//1-2min-9min-10-11-12min-19min-20-21-22min, 53//24min-25min, 55//6min-7min-12min-15min-14-16-17-18-19-23-24-25, 56//4 (or 25-52//1-10-11-20-21, 56//1min-2min-3min	23375000	12500	30500	NA	NA	NA	33000000	12500	30500	NA	NA	NA	NA
		Public Utilites ,Open Space Aggriculture Zone( As Per Master Plan 2031)							20000000	12500	30500	NA	NA	NA	NA

fe

5	Haiderpur Viran		20400000	18000	38000	NA	NA	NA	30000000	18000	38000	NA	NA	NA	NA	
6	Jharsa		20400000	20000	40000	25%	25500000	NA	30000000	20000	40000	25%	37500000	NA	NA	
7	Kadarpur	AREA WITH RESI./COMME./INDUST./INSTL. ZONE'S Mustil no And Salam mustil No 1-2-3-4-9-10-11-12-13- 14-15-16-20-30 गुडिआर सालम है व 5//11-19-20-18-21-22min, 8//1-2- 3min-4-5-6min-7-8-9-10-11-12-13- 14min-18min-19min-20-21min, 18//1-2-3min-4min-8min-9min- 10min-11min, 27//1-2-3-4-5min- 7min-8min-9-10-11-12-13, 28//1- 2-3-4-5-6-7-8-9-10-11-12-13-14- 15-16min-17min-18-19-20-21-22- 23min, 31//4-5-6-7-14-15-16-17- 24-25, 32//1-2-3-4-5-6min-7min-8- 9-10-11-12min-13min-20min, 33//1-2-3-4-5-6-7-9-10-11-12-13- 14min-19min-20min, 34// 1-2- 6min, 32//6-7-13-14-15-16-17-18- 19-20-21min-22-23-24-25, 46//1- 2-3-9-23-24-25, 28//16-23-24-25, 27//5-6-7-8-13-14-15-16-17-18- 23, 26//1-2-3-4-7-8-9-10-11-12- 15, 47//1-2-3-4-5-6-7-8-9-10-11- 12-13-17-18-19-20-21, 19//1-2-3- 4-8-9-10	18139000	9500	18500	NA	NA	NA	25000000	9500	18500	NA	NA	NA	NA	NA
		Public Utilites ,Open Space Aggriculture Zone( As Per Master Plan 2031)							15000000	9500	18500	NA	NA	NA	NA	

12

8	Kanhai		20400000	18000	44000	NA	NA	NA	30000000	18000	44000	NA	NA	NA	NA
9	Samaspur		20400000	18000	44000	NA	NA	NA	30000000	18000	44000	NA	NA	NA	NA
10	Tigra		20400000	18000	44000	NA	NA	NA	30000000	18000	44000	NA	NA	NA	NA
11	Ullawas	AREA WITH RESI./COMME/INDUST./INSTI. ZONE'S Mustil No And Salam Mustil No 1-2-3-4-5-6-7-8-9-10-11- 12-13-14-15-16-17-18-19-20-21- 22-23-24-25-26-27-28-29-30-31- 32-33-34-35-36-37-38-39-40-42- 43-44-45-46-47 मुस्तिल सलाम है व 41//1-2-3-8-9-10-11-12-13-14min- 17min-18	19985700	12500	30500	NA	NA	NA	30000000	12500	30500	NA	NA	NA	NA
		Public Utilites ,Open Space Aggriculture Zone( As Per Master Plan 2031)							16000000	12500	30500	NA	NA	NA	NA
12	Wazirabad		24000000	18000	44000	NA	NA	NA	34000000	18000	44000	NA	NA	NA	NA

46

Rate list of Sub Tehsil Wazirabad Distric Gurugram for the year 2018 to 2019 w.e.f from ~~2017~~ 2018


S. No.	Name of Village	Must No.	Rates for the year of 2018 to 2019							Revised Rates for the year of 2018 to 2019										
			Agricultur e Land (Rs. Per Acre	Bhud/Banj ar Kadim (Rs Per Acre	Pahar (Rs. Per Acre	Reside natio (Rs. Per Sq. Yards.)	Commer cial (Rs. Per Sq. Yards)	Rates of Land upto 2 Acre depth from NH/NPR 25% Major district Roads 10%				Agricultur e Land (Rs. Per Acre	Bhud/Banj ar Kadim (Rs. Per Acre	Pahar (Rs. Per Acre	Reside natio (Rs. Per Sq. Yards )	Comme rcial (Rs. Per Sq. Yards)	Rates of Land upto 2 Acre depth from NH/NPR 25% Major district Roads 10%			
								NH/NPR 25%	Majaor Road 10%								NH/NPR 25%	Majaor Road 10%		
13	Bandhwari		11336900	11000000	4400000	9500	12500	NA	NA	10%	12100000	20000000	17000000	5000000	9500	12500	NA	NA	10%	2200000
14	Gwal Pahari	AREA WITH RESI./COMME/INDUST./INSTL. ZONE'S Mustil No And Salam Mustil No 9//1-2-3 4 5-6 7 8-9-10 11-12-13-14-15-16-17-18-19-20-25, 8// साल, 13//1/3-3/2-3-4-5-6-7 8/1-9/1-13/3-14/2 15-16/1-16/2 17/1, 7// साल, 6// साल, 5//साल 4//19-20-21-22-23/1-23/3-24min, 14//साल, 15// साल, 16//साल, 17//1-2-3-4-min-7min-8-9-10-11-12-13-14min-30/1min-30/2min 18-19 20 31-32-23-24min, 24//1-2-3-4min-7min-8-9-10-11-12-13-14-17min-18-19-20-21-22-23min, 25//साल, 26//साल, 27//1/3-2/3-3-4-5-6-7-8/1-13/1/3-14/1/3-14/2/3-15-16/1/1-16/1/2-17/1, 35//2/3-3 8min 7-6-15-14/3-16/1, 36//साल, 37//1-2-3min-8min-9-10-11-12min-20min, 74-77-88-69-78-85-73 89min	19985700	16500000	4400000	9500	22500	NA	NA	10%	21984270	30000000	27000000	5000000	9500	22500	NA	NA	10%	33000000
		Public Utilites ,Open Space Aggriculture Zone( As Per Master Plan 2031)										16000000	15000000	5000000	9500	22500	NA	NA	10%	17600000


*Ar*

15	Bakola		21037500	16500000	44000000	9500	22500	NA	NA	NA	NA	30000000	24000000	50000000	9500	22500	NA	NA	NA	NA
16	Behrampur	AREA WITH RESI./COMME/INDUST./INSTL. ZONE'S Mustil No And Salam Mustil No 1-2 3-4-5-12-13-14-15- 16 17-18-19-20-30-31-32-33-34- 35-45 मुक्तिदा सलाम ई व 11//1-4-7-8- 9-10-11-12-13 14-17-18-19-20-21- 22-23-24, 21//1-2-3-4-7-8-9-10-11- 12-13-14-17min-18-19-20-21-22- 23-24min, 29//1-2-3-4min-7min 8 9-10-11-12-13-14min-18min-19-20 21-22-23min, 36//1 का 16 min व 17 का 25min, 37//1-7min-9min-10- 11min-20, 44//1-2-3-4min-7min 8min-9-10-11-12-13min-20 21min, 46//5min-4 फीट तक A Zone में अन्तर है	19985700	16500000	44000000	9500	22500	NA	NA	NA	NA	30000000	24000000	50000000	9500	22500	NA	NA	NA	NA
		Public Utilities ,Open Space Agriculture Zone( As Per Master Plan 2031)										16000000	15000000	50000000	9500	22500	NA	NA	NA	NA

**Note:**

- Any land for which change of land use (CLU) has been obtained the following rate will be applicable: To
  - Residential Plotted Colony To Three times of Agriculture Collector rate .
  - Regisidential Group Housing To Four times of Agriculture Collector rate
  - Commercial To Five times of Agriculture Collector rate.
  - Ware House To Two times of Agriculture Collector rates.
  - Institutional Land- Three times of Agriculture Collector rate
- Land falling on SPR the value of land will be 10% more Upto Depth of 2 Acres.
- Land Falling on Gurugram Sohna Road and NH-48 the value of land will be 25% more upto depth of 2 Acres.
- Land less then 1000 Sq. Yd. will be treated as residential for stamp duty Collection.

  
Joint Sub Registrar  
Sub tehsil Wazirabad

  
SDO (C)  
Gurugram

  
DRO  
Gurugram


  
Deputy Commissioner-cum-  
Registrar, Gurugram

**Rate List of Sub Tehsil Wazirabad District Gurugram for the Year 2018-2019 (w.e.f 20/12/18)**

Sr. No.	Multi Story Group Housing (Licensed) by Developers/Independent Floors	Rates for the Year of 2017-2018	Rates for the Year of 2018-2019	Revised Rates for the Year of 2018-2019
		(Rs. Per Sq. Feet)	(Rs. Per Sq. Feet)	(Rs. Per Sq. Feet)
1	Group Housing in sector 15,31-32A,39,40,42,43,45,46,50,51,52,53,54,55,56,57, (Licensed)	4300	5000	5000
2	Flats in Group Housing Societies in Plots of Licensed Colonies in Sec-58,59,60,61,62,63,63A	2900	3500	3500
3	Aralias, Mangolia Camelia	6000	20000	20000
4	Laburnum, Unitech World Spa, Parsvnath Exotica, The Verandas, Palm Springs, Exotica, Park Place, Belaire, Comelia, Vipul Belmonte, Central Park, Princeton, Carlton, The Carrest	6000	8000	8000
5	In Case of floor Licensed colonies/Huda	4700	5500	5500
6	Group Housing Societies in Gwal Pahari	NA	3000	3000
7	Any Religious Place ( Temple/Mosque/Churr ) etc.	NA	11300	11300 / Per Sq Yard



Joint Sub Registrar  
Sub Tehsil Wazirabad



SDO (C) North  
Gurugram



DRO  
Gurugram



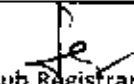
Deputy Commissioner-cum-  
Registrar, Gurugram

**Rate List of Sub Tehsil Wazirabad District Gurugram for the Year 2018-2019 (w.e.f 20/12/18)**

Sr. No.	Plots in Lincensed Colonyes	Rates for the Year of 2017-2018				Rates for the Year of 2018-2019				Rates for the Year of 2018-2019			
		Residential (Rs. Per Sq. Yards)	Commercial (Rs. Per Sq. feet)	Commercial /Retail (Rs. Per Sq. feet)	Office /IT Space (Rs. Per Sq. feet)	Residential (Rs. Per Sq. Yards)	Commercial (Rs. Per Sq. feet)	Commercial /Retail (Rs. Per Sq. feet)	Office /IT Space (Rs. Per Sq. Yards)	Residential (Rs. Per Sq. Yards)	Commercial (Rs. Per Sq. feet)	Commercial /Retail (Rs. Per Sq. feet)	Office /IT Space (Rs. Per Sq. Yards)
1	Sushant Lok-I (Kanehi, Wazirabad, Jharsa)	65500	140300	9000	6600	77000	165000	10000	7000	77000	165000	10000	7000
2	DLF Phase -V Greenwood City, Nirvana-I	61200	140300	8900	6500	72000	165000	9000	6600	72000	165000	9000	6600
3	South City-II Suncity (Sec. 54), Rosewood City	51000	140300	8400	6200	60000	165000	9000	6600	60000	165000	9000	6600
4	Mayfield Garden, Ardee City, Sushant Lok -II & III (Adampur, Fatehpur)	42500	119000	7100	5200	50000	140000	9000	6600	50000	140000	9000	6600
5	Licensed Colonies in Sec- 58, 59, 60,62, 63,63A	25500	85000	3900	2600	30000	100000	5000	4500	30000	100000	5000	4500
6	Shopping Mall on Mehrauli Gurugram Road	NA	NA	9000	6600	NA	NA	12000	7300	NA	NA	12000	7300

*Ne*

7	Shopping Mall on Golf Course Road, Global Foyer Office, Vipul Business Center, Dell Tree Business Center, Fareportal Business Center, The Money Palnt, Anya Business Center, The Satate Mart (Banni) DLF Renew Hube, American Express Campus, One Horzon center, Hurzon Plaza Genpact Office, South Point Mall, Striker Skybar Mall, Exiotioka Center, Welldone Center, Paras Downtown Center, Center Plaza Mall, Lixic Business Office Orchid Center, Teknion Center Business Tower, Paras Tower, Time Center (Ninex) Mall, Vatika Mall, SAP Business center, Qcus Business Center, AIPA The Master Pices Center, Golf view Corporate Tower, Lepha Corp. I.Y Center, Center Park, Ameya One Office, DLF Center, Court Office, Porsche Office, Tapusya Office, Centrum Plaza, Orchid Center Office, Banni Square	NA	NA	9000	6600	NA	NA	11000	7000	NA	NA	11000	7000
8	Shooping Mall on Golf Course Extn Road, IERO Grand March, BPTP Culture Moments, Painior Urben Estates Square, Saplander Aid Tower	NA	NA	9000	6600	NA	NA	10000	6300	NA	NA	10000	6300
9	Shooping Mall on NH 48	NA	NA	9000	6600	NA	NA	13000	7500	NA	NA	13000	7500
10	Other Area in Sub Tehsil Wazirabad	NA	NA	9000	6600	NA	NA	9000	6600	NA	NA	9000	6600

  
Joint Sub Registrar  
Sub-Tehsil Wazirabad

  
SDO (C) North  
Gurugram

  
DRO  
Gurugram

  
Deputy Commissioner-cum-  
Registrar, Gurugram




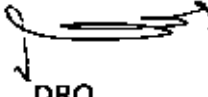
**Rate List of Sub Tehsil Wazirabad District Gurugram for the Year 2018-2019 (w.e.f 20/12/18 )**

Sr. No.	Cost of Construction	Rates for the Year of 2017-2018	Rates for the Year of 2018-2019	Revised Rates for the Year of 2018-2019
		(Rs. Per Sq. Feet)	(Rs. Per Sq. Feet)	(Rs. Per Sq. Feet)
1	Constructed Area in Licensed Colonies & Hua Sector	1300	1300	1300
2	Constructed Area in Rest of Sub-Tehsil wazirabad	700	700	700
3	Constructed Area of Ware Houses	NA	800	800
4	Constructed Area Of Ware Houses	NA	600	600

Sr. No.	Group Housing Co-operative Societies	Rates for the Year of 2017-2018	Rates for the Year of 2018-2019	Revised Rates for the Year of 2018-2019
		(Rs. Per Sq. Feet)	(Rs. Per Sq. Feet)	(Rs. Per Sq. Feet)
1	Group Housing Co-operative Societies All Sectors	3100	3600	3600

  
Joint Sub Registrar  
Sub -Tehsil Wazirabad


  
SDO (C) North  
Gurugram

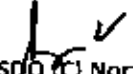
  
DRO  
Gurugram

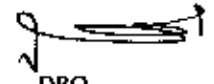
  
Deputy Commissioner-cum-  
Registrar, Gurugram


**Rate List of Sub Tehsil Wazirabad District Gurugram for the Year 2018-2019 (w.e.f 20/12/18 )**

Sr. No.	Huda Sectors	Rates for the Year of 2017-2018				Rates for the Year of 2018-2019				Revised Rates for the Year of 2018-2019			
		Residential (Rs. Per Sq. Yards)	Commercial (Rs. Per Sq. feet)	Commercial /Retail (Rs. Per Sq. feet)	Office /IT Space (Rs. Per Sq. Yards)	Residential (Rs. Per Sq. Yards)	Commercial (Rs. Per Sq. feet)	Commercial /Retail (Rs. Per Sq. feet)	Office /IT Space (Rs. Per Sq. Yards)	Residential (Rs. Per Sq. Yards)	Commercial (Rs. Per Sq. feet)	Commercial /Retail (Rs. Per Sq. feet)	Office /IT Space (Rs. Per Sq. Yards)
1	Sec-42, 43,	42500	140300	9000	6600	50000	165000	10000	7000	50000	165000	10000	7000
2	Sec- 15, 31-32A	42500	140300	9000	6600	45000	165000	9000	6600	44000	165000	9000	6600
3	Sec-40,53,54	37400	140300	8900	6300	44000	165000	9000	6600	44000	165000	9000	6600
4	Sec-39,45,46,47,50,51,52,55,56,57	32300	140300	8600	6100	40000	165000	10000	6600	40000	165000	10000	6600
5	Housing Board Colonies (Without Roof Right)	3300	7500	NA	NA	3800	8800	NA	NA	3800	8800	NA	NA
6	Housing Board Colonies (Plot Independent)	NA	NA	NA	NA	Circle Rate of Particular Huda Sector will be applicable in which Sector Housing Board Falls				Circle Rate of Particular Huda Sector will be applicable in which Sector Housing Board Falls			


  
Joint Sub Registrar  
Sub-Tehsil Wazirabad


  
SDO (C) North  
Gurugram


  
DRO  
Gurugram


  
Deputy Commissioner-cum-  
Registrar, Gurugram

Rate List of Sub Tehsil Wazirabad District Gurugram for the Year 2018-2019 (w.e.f 20/12/18 )									
Sr. No.	Industrial	Rates for the Year of 2017-2018		Rates for the Year of 2018-2019			Revised Rates for the Year of 2018-2019		
		Commercial (Rs. Per Sq. Yards)	Constructed Building	Commercial (Rs. Per Sq. Yards)	Constructed Building	Without Roof Right (Rs. Per Sq. Feet)	Commercial (Rs. Per Sq. Yards)	Constructed Building	Without Roof Right (Rs. Per Sq. Feet)
1	Any Land converted into Industrial use	9400	Land Cost +800/-Per Sq. Feet	10000	Land Cost +800/-Per Sq. Feet		10000	Land Cost +800/-Per Sq. Feet	
Sr. No.	Institutional	Rates for the Year of 2017-2018		Rates for the Year of 2018-2019			Revised Rates for the Year of 2018-2019		
		Institutional (Rs. Per Sq. Yards )	Constructed Building	Institutional (Rs. Per Sq. Yards )	Constructed Building	Without Roof Right (Rs. Per Sq. feet)	Institutional (Rs. Per Sq. Yards )	Constructed Building	Without Roof Right (Rs. Per Sq. feet)
1	Sec-32,44,	65500	Land Cost +700/-Per Sq. Feet	70000	Land Cost +800/-Per Sq. Feet	NA	70000	Land Cost +800/-Per Sq. Feet	NA
	Institutional Plots/School Plots, Clubs, Hospitals etc. in Huda Sectors and Licensed Colonies	25500	Land Cost +700/-Per Sq. Feet	28000	Land Cost +800/-Per Sq. Feet	NA	28000	Land Cost +800/-Per Sq. Feet	NA
	Institutional Land/Plots in other Areas (Except Sr. No. 1 & 2)	20400	Land Cost +650/-Per Sq. Feet	22000	Land Cost +800/-Per Sq. Feet	NA	22000	Land Cost +800/-Per Sq. Feet	NA
	Institutional /School Site in License Colony without Roof Right	NA	NA	NA	NA	4000	NA	NA	4000

  
Joint Sub Registrar  
Sub-Tehsil Wazirabad


  
SDO (L) North  
Gurugram


  
DRO  
Gurugram

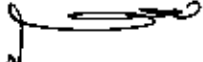
  
Deputy Commissioner-cum-  
Registrar, Gurugram


**Rate List of Sub Tehsil Wazirabad District Gurugram for the Year 2018-2019 (w.e.f 20/12/18 )**

Sr. No.	Name of Colony	Rates for the Year of 2017-2018		Rates for the Year of 2018-2019		Rates for the Year of 2018-2019			
		Residential (Rs. Per Sq. Yards)	Commercial (Rs. Per Sq. feet)	Residential (Rs. Per Sq. Yards)	Commercial (Rs. Per Sq. feet)	Residential (Rs. Per Sq. Yards)	Commercial (Rs. Per Sq. feet)	% Increase	% Increase
1	Civil Line (Jharsa)	48200	84000	5200	89500	52800	89500	0	0
2	Civil Line Backside	29800	72700	34000	83000	42000	83000	24	0
3	Friends Colony (Jharsa )	25200	72000	30000	83000	36000	77000	20	-7
4	Kirti Nagar (Jharsa)	19100	40800	22000	47000	36000	47000	64	0
5	Patel Nagar (Jharsa)	19300	41200	25000	50000	28000	65000	12	30
6	Saraswati Kunj	23800	55250	25200	58200	25200	58200	0	0
7	Prem Puri (Jharsa)	NA	NA	20000	40000	20000	40000	0	0
8	Indra Colony	NA	NA	20000	40000	20000	44000	0	0

  
Joint Sub Registrar  
Sub-Tehsil Wazirabad

  
SDO (C) North  
Gurugram

  
DRO  
Gurugram

  
Deputy Commissioner-cum-  
Registrar, Gurugram